

VESDA Modbus Type 3 HLI

VHX-0420 Standard
VHX-1420 Wall Mounted



VESDA Modbus Type 3 High Level Interface

The VESDA Modbus Type 3 High Level Interface (HLI) integrates VESDAnet¹ network with host monitoring platforms such as Building Management Systems (BMSs) and Fire Alarm Control Panels (FACPs).

The Modbus Type 3 HLI acts as a proxy for all VESDA devices on the VESDAnet network, providing access to the rich status information that is available from VESDA detectors as well as the ability to control and configure these devices. Alarms are reported to the host within a few seconds of a detector reaching an alarm condition. Exact performance is dependent on the polling strategy and size of the monitored network. The Modbus Type 3 HLI is able to support up to 100 VESDA detectors on a single VESDAnet network.

The VESDA zone equates to the Modbus address field and allows the host to retrieve the overall status of the VESDAnet network as well as performing certain VESDA device configuration updates. The host is able to monitor and control VESDA devices on the VESDAnet network by reading and writing into registers in the Modbus map.

VHX-1420 Wall-Mounted Modbus Type 3 HLI

The wall-mounted version is housed in a metal enclosure allowing for permanent mounting on a flat surface. With a built-in VESDAnet interface you don't need a remote VESDAnet socket module making the wall-mounted HLI a cost effective solution to your interface requirements.

VHX-0420 Modbus Type 3 HLI

A standard unit used to provide a flexible solution where permanent mounting is not required. In this case a VESDAnet socket interface is required to connect the HLI onto the VESDAnet network.

Features

- Direct access and monitoring of your entire VESDAnet system
- Seamless data transfer
- Easily configured using Xtralis configuring and monitoring software packages

Listings/Approvals

VESDA HLIs are recommended for secondary monitoring of fire alarms and other notifications from a VESDAnet network.

When used for primary reporting, the VESDA HLI must be listed as part of an approved fire system which is compliant to local codes and standards.

Protocol Supports

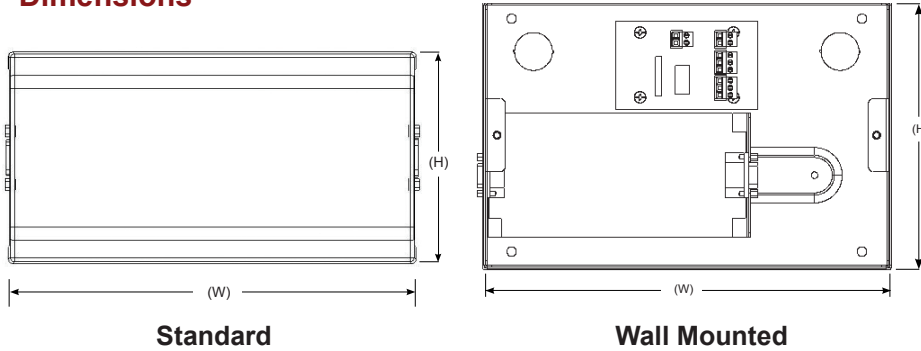
- VESDA VLP, VLS, VLC, VLF, VLI and VFT-15 detectors
- VESDA-E VEP, VEU and VEA detectors
- Alarm Status
- Fault Status
- Smoke Level
- Detailed Fault Information
- Alarm Thresholds
- Detector Control including Reset, Disable, Silence, Alarm Test and Normalise
- Operational Status for processes such as Normalisation and AutoLearn

¹ VESDAnet is a propriety communications protocol allowing your VESDA range of smoke detectors, displays, programmers and remote units (collectively known as devices) to communicate with each other on the one network. VESDAnet is a fault tolerant bi-directional protocol. This means that if one direction of communication fails, then your VESDAnet messages are transmitted in the opposite direction.

VESDA Modbus Type 3 HLI

VHX-0420 Standard
VHX-1420 Wall Mounted

Dimensions



Specifications

Power Consumption:
1.68 W (Quiescent)

Supply Voltage:
24 VDC

Current Consumption:
70 mA (Quiescent)

Number of Detectors Supported:
Up to 100 detectors

Standard:

Dimensions (WHD):
188 mm x 98 mm x 40 mm
(7.4 in. x 3.9 in. x 1.6 in. approx.)

Weight:
0.4 kg (0.9 lbs)

Supplied With:
VESDALink RS-232 9-way serial cable
(male–female).
VESDAnet RS-485 15-way cable
(male–female)

Wall Mounted:

Dimensions (WHD):
280 mm x 185 mm x 55 mm
(11 in. x 7.3 in. x 2.2 in. approx.)


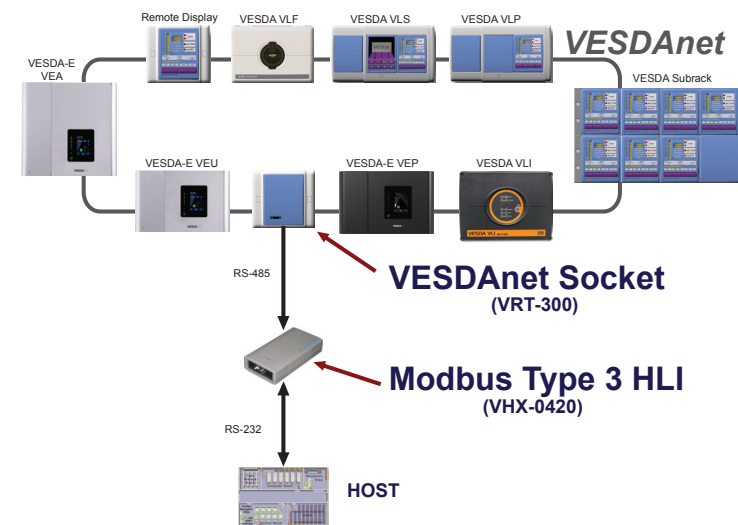
Weight:
2 kg (4.4 lbs)

Supplied With:
VESDALink RS-232 9-way serial cable
(male–female).

Product Warranty

2 years

Example VESDAnet system with Modbus Type 3 HLI



Ordering Information

Product

VESDA Modbus Type 3 HLI Standard
VESDA Modbus Type 3 HLI Metal Box Wall-mounted
VESDALink RS-232 9-way serial cable
VESDAnet RS-485 15-way cable

Part number

VHX-0420
VHX-1420
VSP-509 (Spare part)
VSP-511 (Spare part)

www.xtralis.com

UK and Europe +44 1442 242 330 D-A-CH +49 431 23284 1 The Americas +1 781 740 2223

Middle East +962 6 588 5622 Asia +86 21 5240 0077 Australia and New Zealand +61 3 9936 7000

The contents of this document are provided on an "as is" basis. No representation or warranty (either express or implied) is made as to the completeness, accuracy or reliability of the contents of this document. The manufacturer reserves the right to change designs or specifications without obligation and without further notice. Except as otherwise provided, all warranties, express or implied, including without limitation any implied warranties of merchantability and fitness for a particular purpose are expressly excluded.

Xtralis, the Xtralis logo, The Sooner You Know, VESDA-E, VESDA, ICAM, ECO, OSID, HeiTel, ADPRO, IntrusionTrace, LoiterTrace, ClientTrace, SmokeTrace, X0a, X0h, iTrace, iCommand, iRespond, iCommission, iPIR, and FMST are trademarks and/or registered trademarks of Xtralis and/or its subsidiaries in the United States and/or other countries. Other brand names mentioned herein are for identification purposes only and may be trademarks of their respective holder(s). Your use of this document does not constitute or create a licence or any other right to use the name and/or trademark and/or label.

This document is subject to copyright owned by Xtralis. You agree not to copy, communicate to the public, adapt, distribute, transfer, sell, modify or publish any contents of this document without the express prior written consent of Xtralis.

VESDA[®]
by **xtralis**