



EST3 Remote Annunciators

3-ANNCPU3, 3-LCDANN, 3-6ANN,
3-10ANN, 3-EVxxx, 3-4ANN



EN54-2:1997+A1 and
EN54-4:1997+A1:2002+A2
pending

Overview

EST3 supports a full range of annunciator options for Mass Notification/Emergency Communication (MNEC), Life Safety and other purposes. Annunciator cabinets are constructed from 16 gauge cold rolled steel. The gray textured enamel finish of the annunciators complements any decor. Both surface and semi-flush mounting cabinet configurations maximize mounting flexibility and esthetic appeal. Cabinet arrangements allow both LED and LCD annunciation to easily combine in a single enclosure. Slide in labeling for LEDs and switches provides designation flexibility for labeling in local languages. For graphic annunciation EST3 offers LED driver boards perfectly suited to operate in most graphic annunciators.

EST3 annunciators are perfect for MNEC applications. They can be used in Central Control Stations (CCS), Autonomous Control Units (ACU), Local Operating Console (LOC) and combination units. In these applications, annunciators are configured to operate as Local Operation Consoles, or even Central Command Stations, from which MNEC is initiated and controlled.

Standard Features

- Standard 3-LCD (168 characters) and large-format 3-LCDXL1 (960 character) display options
- LCD uses queues to sort events
- Variety of wallbox configurations
- Programmable LED flash rates
- Slide-in labels
Makes customization for regional language easy
- Full line of driver boards for graphic annunciators

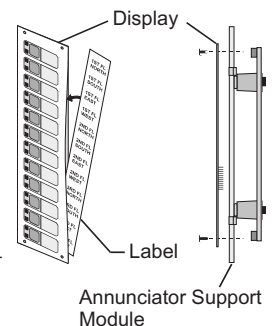
Application

Use EST3 remote annunciators when a compact system status display is needed. Annunciator configurations include: LCD only display, LED only displays or combination LED and LCD display in a single enclosure.

The LCD display uses either the 3-LCD or 3-LCDXL1 Liquid crystal display module. The 3-LCD has a 128 x 64 graphical display typically used to display eight lines of 21 characters on its LCD display while the 3-LCDXL1 has a larger 240 x 320 pixel backlit display that supports 24 lines of 40 characters. Both LCD displays provide the room needed to convey emergency information in a useful format.

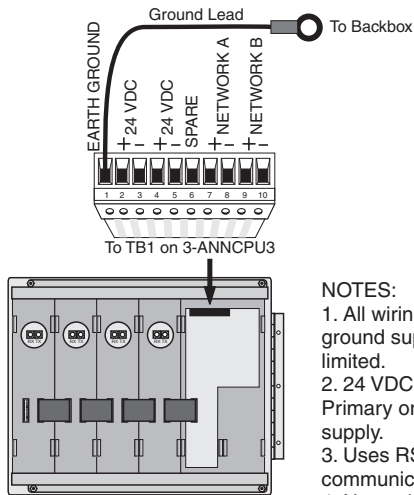
The 3-LCD always displays the last highest priority event even when the user is viewing other message queues. To give the greatest message flexibility EST3 event messages can route to specific annunciators. Routing can be initiated at a specific time/shift change. Messages need only display in areas having to respond to an event.

For LED display, the full line of EST3 Control/Display Modules support event display. Control/Display modules install over any annunciator support module maximizing annunciator design flexibility. A Lamptest feature can program to any spare control switch. If an LCD display is installed in the annunciator, simply operate the Alarm Silence and Trouble Silence switches simultaneously to lamptest all LEDs.



Typical Wiring

Rear view 3-ANNCPU3 Field Wiring 3-6ANN Shown



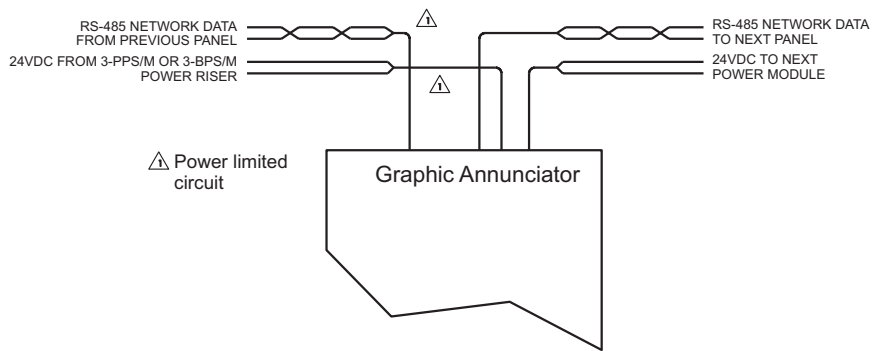
NOTES:

1. All wiring except earth ground supervised and power limited.
2. 24 VDC available from Primary or Booster Power supply.
3. Uses RS-485 Network communication format
4. Network wiring Twisted Pair

Power Riser

Calculate wire size for a maximum 3.4 Vdc total line loss from the 24 Vdc nominal voltage.

Graphic Annunciator Field Wiring



Wire Specifications

Network Data Communications - RS485 Format

Minimum Twisted Pair	18 AWG (0.75 mm ²).
Maximum Circuit Resistance	90 Ohms
Maximum Circuit Capacitance	0.3 µF
Maximum Distance between any 3 panels	5,000 ft. (1,524 m).

Capacitance, entire network

Maximum Accumulative Capacitance

Wire Size	38.4K Baud	19.2K Baud
18 AWG	1.4 µF	2.8 µF
16 AWG	1.8 µF	3.6 µF
14 AWG	2.1 µF	4.2 µF

Distance limits are determined using the maximum allowable circuit resistance and capacitance, and manufacturer's cable specifications.

Specifications

Catalog Number	3-ANNCPU3	3-ANNSM	3-LCD	3-LCDXL1
Agency Listings	UL, ULC, FM, CE, LPCB EN54* pending.			
Mounting Space	Two Spaces	One Space	Mounts over 3-ANNCPU	Mounts over 3-ANNCPU plus two spaces.
Communication Format	RS-485	N/A	N/A	N/A
Current @ 24 Vdc				
Standby	144 mA	10mA	40mA	48mA
Alarm	144 mA	10mA	42mA	50mA
Wiring Termination	Plug in terminal strip			
Wiring Size	Twisted Pair 18-14 AWG (0.75-1.5 mm ²)		N/A	
Max. Wire Distance	5000 ft (1524m) between any 3 panels			
Relative Humidity	93% non condensing at 90° F (32° C)			
Temperature Rating	0-49° C (32 - 120° F)			
Wiring Styles	Class A or Class B			

Note: For a complete list of EST3 annunciator display and control modules please refer to Edwards literature sheet part number 85010-0055.

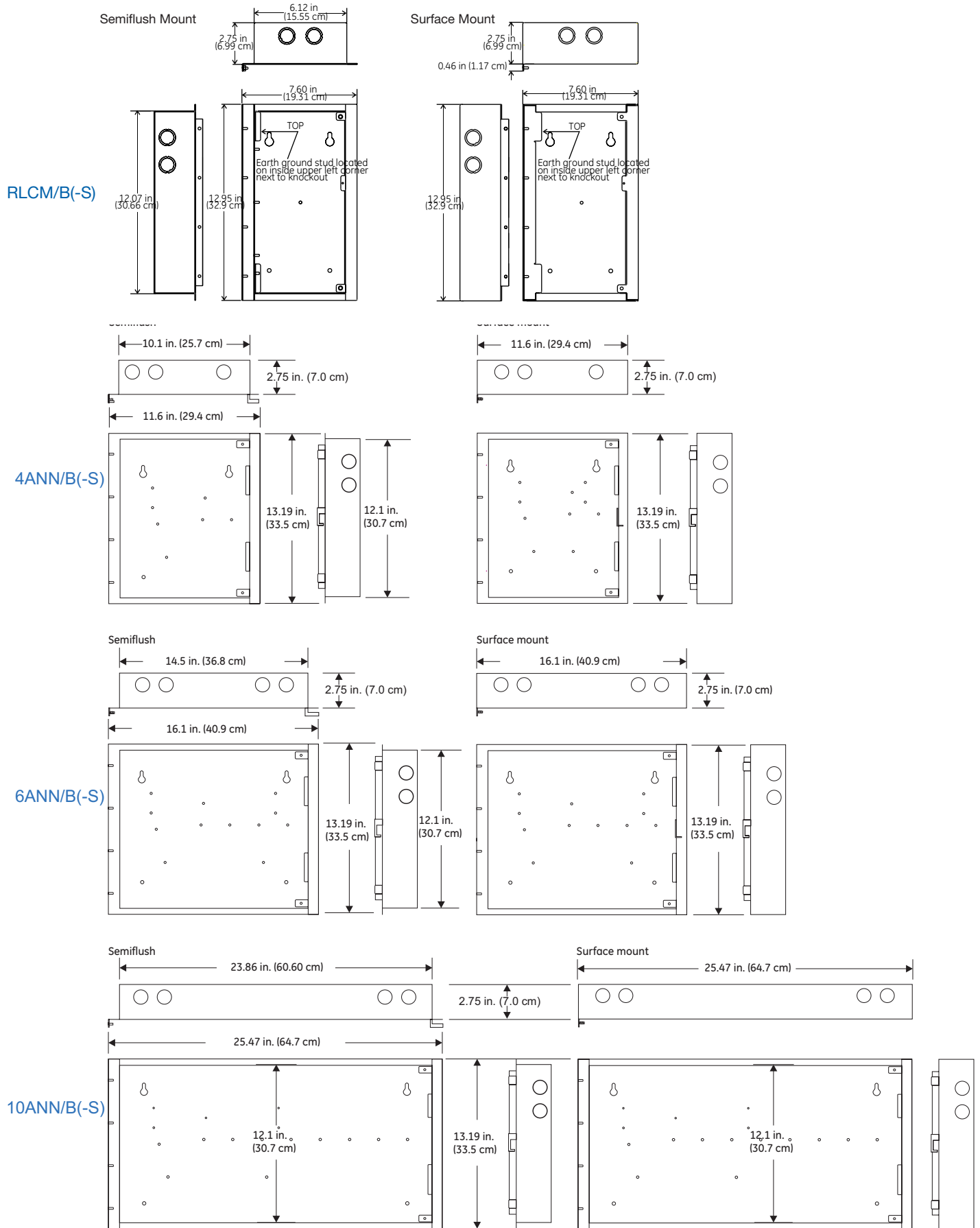
* EN54-2:1997+A1 and EN54-4:1997+A1:2002+A2 pending

Engineering Specification

The Life Safety system shall incorporate annunciation of Alarm, Supervisory, Trouble and Monitor operations. Annunciation must be through the use of both LED display strips complete with a means to custom label each LED as to its function. Where applicable control switches must be provided. Switches with LEDs must provide positive feed back to the operator of remote equipment status. An LCD display with basic common control LEDs and switches shall be provided. The Common Control Switches and LEDs provided as minimum will be: Reset switch and LED, Alarm Silence switch and LED, Panel Silence switch and LED, Drill switch and LED. It must be possible to add additional common controls as required through the use of modular display / control

units. The LCD interface must provide the ability to display custom event messages of a minimum of 40 characters. The LCD must provide the emergency user, hands free viewing of the first and last highest priority event. The last highest priority event must always display and update automatically. System events must automatically be placed in queues. It shall be possible to view specific event types separately. Having to scroll through a mixed list of events types is not acceptable. The total number of active events by type must be displayed. It must be possible to customize the designations of all user interface LEDs and switches for local language requirements. It must be possible to route system event messages to specific annunciator locations.

Dimensions



Ordering Information



Contact us...

Email: edwards.fire@fs.utc.com
 Web: www.est-fire.com

EST is an **EDWARDS** brand.
 1016 Corporate Park Drive
 Mebane, NC 27302

In Canada, contact Chubb Edwards...
 Email: inquiries@chubbedwards.com
 Web: www.chubbedwards.com

© 2013 UTC Fire & Security Americas Corporation, Inc. All rights reserved. Specifications subject to change without notice. Edwards is part of UTC Climate, Controls & Security, a unit of United Technologies Corporation.

Catalog Number	Description	Ship Wt. lb (kg)
Command Module Annunciators (Come with CPU, LCD display and doors. Order wallbox separately.)		
3-LCDANN	Remote LCD Command Module Annunciator.	3.8 (1.7)
3-LCDANN-E	Remote LCD Command Module Annunciator. For EN54* market only, CE.	3.8 (1.7)
<i>Base Annunciators (Come with two 3-ANNSM annunciator support modules, a CPU, and doors. Order Display/Control modules, additional support modules & wallbox separately.)</i>		
3-4ANN	Four Position Base Annunciator.	
3-4ANN-E	Four Position Base Annunciator. For EN54* market only, CE.	
3-6ANN	Six Position Base Annunciator.	6.28 (2.85)
3-6ANN-E	Six Position Base Annunciator. For EN54* market only, CE.	6.28 (2.85)
3-10ANN	10 Position Base Annunciator.	10.5 (4.8)
3-10ANN-E	10 Position Base Annunciator. For EN54* market only, CE.	10.5 (4.8)
<i>*EN54-2:1997+A1 and EN54-4:1997+A1:2002+A2 pending</i>		
CPU, Support Module, & LCD Displays		
3-ANNCPU3	Annunciator CPU	1 (.45)
3-CPUDR	CPU doors with filler plates. Order separately, one required per CPU where no LCD display is installed.	0.25 (.11)
3-ANNSM	Annunciator Support Module	.45 (.2)
3-LCD	Liquid Crystal Display Module, eight lines.	.8 (.36)
3-LCDXL1	Liquid Crystal Display Module, 40 lines mounts in 3-4ANN, 3-6ANN or 3-10ANN annunciators. <i>Note one 3-LCDXL1KBL, (ordered separately) is required for each 3-LCDXL1 mounting into 3-6ANN or 3-10ANN annunciator boxes.</i>	
3-LCDXL1KBL	Cable for 3-LCDXL1 (Use to connect from 3-ANNCPU3 to the first annunciator support model. Not required with 3-4ANN and 3-LCDXL1 applications.)	
Control/Display Modules		
3-CPUDR	Two blank filler plates suitable for any annunciator blank space.	.5 (.22)
3-24R	24 Red LED Display Module	.35 (.12)
3-24Y	24 Yellow LED Display Module	.35 (.12)
3-24G	24 Green LED Display Module	.35 (.12)
3-12SR	12 switches with 12 Red LED Display/Control Module	.35 (.12)
3-12SY	12 switches with 12 Yellow LED Display/Control Module	.35 (.12)
3-12SG	12 switches with 12 Green LED Display/Control Module	.35 (.12)
3-12RY	12 Red LED and 12 Yellow LED Display Module	.35 (.12)
3-12/S1GY	12 switches with one Green and one Yellow LED per switch	.35 (.12)
3-12/S1RY	12 switches with one Red and one Yellow LED per switch	.35 (.12)
3-12/S2Y	12 switches with two Yellow LEDs per switch	.35 (.12)
3-6/3S1G2Y	Six groups of three switches. Each switch with one LED: Green, Yellow, Yellow.	.35 (.12)
3-6/3S1GYR	Six groups of three switches. Each switch with one LED: Green, Yellow, Red.	.35 (.12)
3-REMICA	Remote microphone for use in 3-ANN series annunciator cabinets	15 (6.8)
3-FP	Filler Plate, order separately one required per 3-ANNSM when no LED or LED/Switch module installed on operator layer.	0.1 (0.05)
Driver Modules, Power Supplies		
3-EVDVR	LED/SWITCH Driver Module, For Edwards Graphics	.35 (.12)
3-EVDVRA	LED/SWITCH Driver Module Assembly for Third-party Graphics	.35 (.12)
3-EVPWR	Power Supply for Edwards Graphics	.5 (.22)
3-EVPWRA	Power Supply Assembly c/w 19 inch rail mounting chassis assembly space for one 3-ANNCPU3 for Third-party Graphics	2.5 (1.2)
3-EVDVRX	Plastic mounting extrusion 19 inch mounting - Space for up to three 3-EVDVRA modules.	.35 (.12)
Enclosures		
RLCM/B	Remote Command module flush mount LCD wallbox	2.5 (1.2)
RLCM/B-S	Remote Command module surface mount LCD wallbox	2.5 (1.2)
3-RLCM/D	Inner & outer doors for RLCM/B(-S)	2.0 (0.9)
4ANN/B	Four Position LED/LCD flush mount wallbox.	6.0 (2.7)
4ANN/B-S	Four position LED/LCD surface mount wallbox.	6.0 (2.7)
6ANN/B	Six position LED/LCD flush mount wallbox	7.0 (3.2)
6ANN/B-S	Six position LED/LCD surface mount wallbox	7.0 (3.2)
10ANN/B	Ten position LED/LCD flush mount wallbox	9.0 (4.1)
10ANN/B-S	Ten position LED/LCD surface mount wallbox	9.0 (4.1)