

STI STOPPER II®



STI-1100

PRODUCT OVERVIEW

This protective cover has been helping to stop false fire alarms around the world for more than 35 years, without restricting legitimate alarms. All models offer excellent protection against physical damage (both accidental and intentional) and several against severe environments both inside and out. It is ideal for schools, colleges, hospitals, nursing homes, stores, hotels and public buildings of almost every kind where there is a threat of false alarms.

HOW IT WORKS

Stopper II consists of a clear, tamperproof, tough polycarbonate shield and frame, but the line includes models with the option of a piezo horn, spacer, Form "C" dry relay contact and gaskets. The cover accommodates most manual pull stations. When the Stopper II with horn is lifted to gain access to the protected alarm, a piercing self-contained 95 or 105 dB warning horn (at one foot) sounds. Immediate attention is drawn to the area and a prankster will either run or be caught. The cover is connected to the frame by a cable. When the cover is lifted, it drops off of the frame and a horn will sound (models with horn) until the cover is snapped back onto the frame or for the life of the battery.

KEY FEATURES

General Information

- Proven effective for more than 35 years in helping stop false fire alarms without restricting legitimate alarms.
- Can be used as a guard against physical damage to a manual pull station, with or without the optional warning horn.
- Three year guarantee against breakage of polycarbonate in normal use (one year on electro mechanical and electronic components).

Design

- Larger sizes and surface mounted pull stations accommodated with STI-3100 conduit spacer.
- Weather models have closed cell gaskets.
- The Stopper II design is a registered trademark of Safety Technology International, Inc.

Construction

- UL Listed to U.S. and Canadian safety standards (also for custom labeling).

Installation

- When covering a pull station outside, UL requires stations to be listed for outdoor use.
- Typical working properties of polycarbonate are -40° to 250°F (-40° to 121°C).

Electronics

- Power source is a 9V DC alkaline battery included on standard Stopper II (remote powered unit available).

Options

- Optional horn has a choice of 95 or 105 dB at one foot.
- Standard red units have "In Case of Fire..." label unless specified with "no label" or "custom label" (extra charge for custom label).

STI Stopper II®

Dimensions and Technical Information

MODELS AVAILABLE

Stopper II® Models Indoor Use

- STI-1100* With horn for flush mount
- STI-1130* With horn and spacer
- STI-1200* Without horn flush mount
- STI-1230* Without horn with spacer

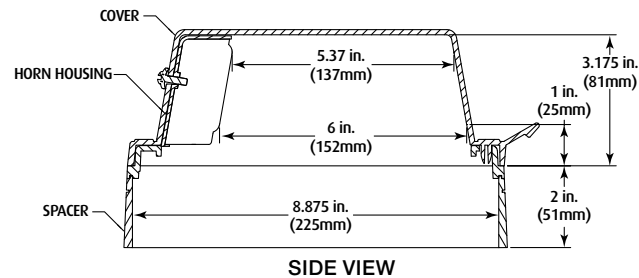
Weather Stopper® with gaskets (Indoor/Outdoor rated)

- STI-1150* Stopper II with horn flush mount
- STI-1155* Stopper II with horn and spacer
- STI-1250* STI-1200 flush mount and gasket
- STI-3150* STI-1200 with spacer and gaskets

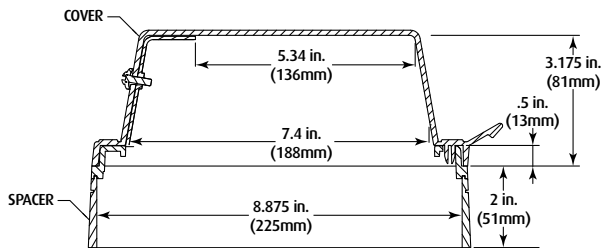
Accessories

- KIT-316 Louvers for STI-3100
- KIT-H19015 Two 3/16" Allen wrenches
- STI-1102 Replacement horn for cover with alarm
- STI-1280 Backplate
- STI-3002 Weather gasket
- STI-3003 Conduit gasket
- STI-3004 Rigid conduit gasket
- STI-3100 2" conduit spacer with 1/2" conduit entry
- STI-3104 2" conduit spacer with 3/4" conduit entry (includes one 3/4" conduit entry gasket)

- * Add -NR for no label on horn housing
- Add -CR for custom label on horn housing
- Add -FR for French labeling
- Add -ES for Spanish labeling



SIDE VIEW
MODELS WITH HORN (STI-1100 Series)



SIDE VIEW
MODELS WITHOUT HORN (STI-3150 Series)

APPROVALS & WARRANTY

TESTING

- It has been tested and approved or listed by:
- UL/cUL Listed No. S2466
 - For fire alarm applications, UL38 requires outdoor listed stations for outdoor use
 - State of California (obtain local fire marshal approval)
 - MEA 49-00-E (STI-1200)
 - Flush models ADA Compliant. Surface models ADA Compliant for operation (UL Certified No. S2466)
 - Weather Stopper® versions designed to meet the requirements of IP54.
 - The indoor/outdoor rated station covers, when mounted on a smooth surface, provide a rain tight seal similar to a 3R enclosure rating.

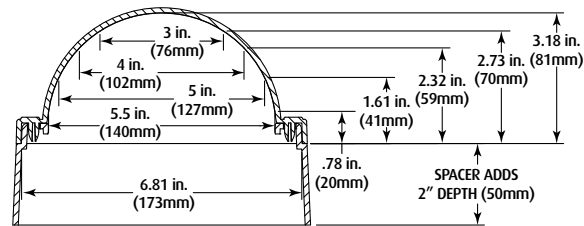
WARRANTY

Three year guarantee against breakage of polycarbonate in normal use (one year on electro mechanical and electronic components).

IMPORTANT NOTICE

Stopper II "FIRE" models are intended to be used in areas where the incidence of false fire alarms from manual pull stations is high or has proven to be a serious problem. Any disadvantage of this device is more than balanced when one considers the consequences of false fire alarms, especially if fire service personnel and equipment are responding to a false fire alarm when they are needed for a real fire somewhere else. Add to this the disruption to the facility when false alarms occur. If you have, or may have, a problem with false fire alarms or physical/weather damage to your fire alarm activation devices, the Stopper II could prove invaluable.

*WARNING: ⚠ For RC models: UL Listing does not permit relay contacts to connect to the fire alarm or a life safety function. The power supply for horns, according to UL Listing, cannot be connected to a UL Listed fire alarm system. For electrical specifications see install book. RC models contain one set of Form "C" dry contacts. Contacts rated 30 VAC/VDC 1 amp.



ALL MODELS END VIEW

- EXTERNAL DIMENSIONS:
- Flush 7.2 W x 10.2 H x 3.3 D in. (183x259x84mm)
 - Surface 7.2 W x 10.2 H x 5.5 D in. (183x259x140mm)



Safety Technology International

2306 Airport Road
Waterford, Michigan
48327, USA

Tel: 248-673-9898
Fax: 248-673-1246
Toll-free: 800-888-4784
info@sti-usa.com
www.sti-usa.com

Taylor House
34 Sherwood Road
Bromsgrove, Worcestershire
B60 3DR, England

Tel: +44 (0)1527 520 999
Fax: +44 (0)1527 501 999
info@sti-emea.com
www.sti-emea.com