

Axis^{AX}

Intelligent Detector Bases

The Intelligent Detector Bases from Advanced offer unique fire alarm industry features that simplify installations and provide tremendous flexibility. Incorporating sub-addressable and SLC loop-powered ancillary outputs, these intelligent bases allow for cost-effective and trouble-free installations.

By sub-addressing ancillary outputs off of the Intelligent Detector Bases, remote LEDs and relays are independently controlled by the Axis^{AX} Series Intelligent Fire Alarm Control Panels. In addition, the remote LEDs and relays are SLC loop-powered (powered directly from the Axis^{AX} Series fire alarm control panel's SLC loop) which reduces the need for additional field wiring and external power supplies. Sub-addressing and SLC loop powering of ancillary outputs makes installation, programming, and commissioning of the most complex projects extremely simplistic.

The Intelligent Detector Bases are available in either standard, E-Z-Fit, relay, or isolating base configurations. The Advanced Intelligent Detector Bases mount to a 3" or 4" square or octagonal electrical box. Based on type of base selected, an optional Advanced adapter kit may be required for 4" square or octagonal mounting.

Bases are specifically designed to enable "one-way-only" intelligent detector insertion without any need for force. Simply insert the detector and rotate clockwise. Incorporating a high degree of protection against unauthorized removal of detectors, each base can be locked to its associated detector by a mini-hexagonal screw.

Utilizing the Advanced unique method of addressing intelligent detectors, the Intelligent Detector Bases incorporate a patented address ("XPerT") card. The address is quickly and easily set by removing "pips" on the XPerT card according to a chart supplied with each base.

To save time during installation pre-addressed XPerT cards are available. Once the address is set on the XPerT card, it is then slid into the base and locked in place. By addressing



Unique Features:

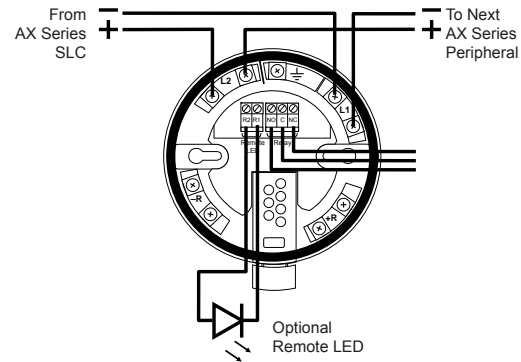
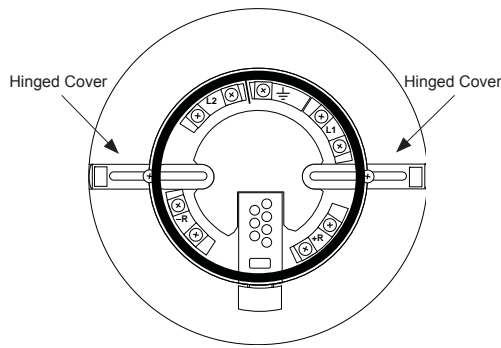
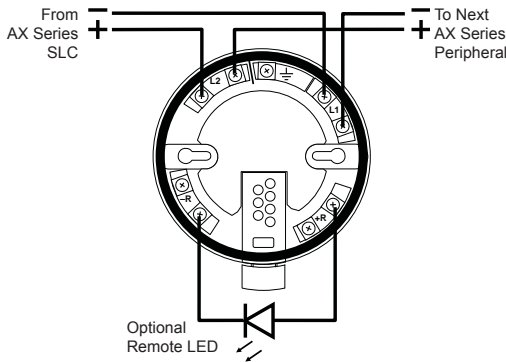
- Patented XPerT Addressing Card
- Sub-Addressable Ancillary Outputs
- SLC Loop-Powered Ancillary Outputs
- Integral Remote LED Output
- In-Out Terminals for Ease of Wiring
- Dedicated Terminal for Shielded Cable

Features:

- Low-Profile Design
- 3" or 4" Square or Octagonal Electrical Box Mount
- Sub-Addressable Relay Option
- Style 7, Isolation Options
- "One-Way-Only" Detector Insertion
- Base to Detector Locking Mechanism
- Integral XPerT Card Address Labeling Tab

Listings and Approvals:

- ETL ANSI/UL 864 Listed: 3118002NYM-001B
- UL file: UROX.S5022 / ML file: S24459
- CSFM Approved: 7300-1713:103
- NYC MEA: 294-95-E-4



Standard 6", E-Z-Fit, Low Profile & Standard Base Wiring (45681-250ADS, -210ADS)

E-Z Fit Base Mounting (45681-250ADS)

Relay Base Wiring (45681-242ADS)

the detector in the base rather than in the detector, the all-too-common errors associated with detector removal and maintenance are eliminated.

All bases have a wide interior diameter for ease of access for wiring to in-out terminals. Though not required for proper operation, each base has a dedicated earth connection terminal for clean, isolated, and continuity maintenance of earth ground connection of wire shield when shielded cable is utilized.

E-Z-Fit Base (45681-250ADS)

Designed for mounting flexibility, the E-Z-Fit base mounts to a 4" square or octagonal electrical box. The E-Z-Fit is easy to install and allows the screws of a 3" or 4" square or octagonal electrical box to be fitted loosely prior to mounting the base. The base is then placed over the screws and shifted left to right for optimum positioning. Once positioned, the mounting screws are tightened and unique hinged covers are closed concealing the screws. The intelligent detector when installed, locks the hinged covers in-place. The E-Z-Fit base offers a sub-addressable remote LED output.

Standard Base (45681-210ADS)

Designed to mount on a 3" octagonal electrical box, the standard base incorporates a sub-addressable remote LED output. The remote LED output can be programmed to activate from any cause and effect program of the Axis^{AX} Series Intelligent Fire Alarm Control Panel. To

Ordering Information

45681-250ADS	E-Z Fit Low Profile Base (fits 3" or 4" square or octagon electrical box)
45681-210ADS	Standard Base (fits 3" octagon electrical box)
45681-242ADS	Relay Base (fits 3" octagon electrical box)
Adapter Kit:	
38531-830ADS	Mounting Bracket
38531-829ADS	Trim Ring
38531-771	Blank XPerT Card
45682-127	Pre-Addressed XPerT Cards (1-127)

* Refer to AX Series Intelligent Isolating Bases data sheet for Information and features pertaining to these products.

mount to a 4" square or octagonal box, an Advanced adapter kit is required.

Relay Base (45681-242ADS)

The relay base mounts on a 3" octagonal electrical box and incorporates a sub-addressable remote LED output and Form "C" relay contact. The Form "C" relay contact has a low current draw and is rated 30 VDC/VAC @ 1 Amp (resistive) and can be utilized to control various remote ancillary functions. The remote LED output and the Form "C" relay contact are capable of being programmed to activate from any cause and effect program of the Axis^{AX} Series Intelligent Fire Alarm Control Panels.

Adapter Kit (38531-829ADS, 38531-830ADS)

The adapter kits are utilized in installations requiring standard bases, relay bases, and/or isolating bases to be mounted to 4" square or octagonal electrical boxes. The adapter kit includes a mounting plate for electrical box mounting and trim ring for the base.

Intelligent Isolating Bases

Refer to Intelligent Isolating Bases data sheet.

Intelligent Detector Base Specifications

Remote LED Output Current	5 mA (maximum)
Relay Base Only	
Relay Voltage/Current	30 VDC/VAC @ 1 Amp. (resistive)
Activation Surge Current	5 mA
Energized Current	40 µA
De-energized Current	<1 µA
Terminals	Nickel-Plated Steel
Environment	Indoor, Dry
Operating Temperature	32-120° F (0-48° C)
Humidity	10-93% (non-condensing)
Dimensions (Diameter & Height)	
Standard & Relay Base	4"D x 15/16"H
E-Z-Fit Base	6 3/8"D x 5/8"H
Weight	3.5 oz
Housing	Polycarbonate, 94 V0



Advanced Fire Systems Inc
100 South Street, Hopkinton, MA 01748

Tel: (508) 435-9995
Fax: (508) 435-9990
Email: usa@advancedco.com
Web: www.advancedco.com

As our policy is one of constant product improvement the right is therefore reserved to modify product specifications without prior notice.