

FireFinder™ XLS

Advanced Fire Alarm Control Panel

ARCHITECT AND ENGINEER SPECIFICATIONS

- Standard 2500 addressable, point-capacity system
- Ability to network with other FireFinder XLS systems
- Powerful, easy-to-use programming capabilities
- Fully field programmable, via Windows® laptop PC
- 6" Backlit LCD display
- User-friendly system interface
- Touch screen for maintenance operations and function keys
- Global annunciation and control capability
- Multi-language display
- Universal AC power input: 120VAC – 240VAC @ 50 / 60Hz
- 12 amps of system power (expandable to 48 amps)
- Numerous Relays: *Alarm, Trouble, Programmable, etc.*
- *SureWire™* addressable-loop technology
- Polarity-insensitive detection circuits (patented)
- Useful diagnostic LEDs on all cards
- Supports *FirePrint™* application-specific detection
- Intelligent / analog detection circuits: Class A or Class B
- Supports single-person test, "Walk Test"
- Seismic certified
- Modular assembly



- Supervised remote printer
- 32-character custom messages
- Thermal strip printer
- Security-device monitoring
 - (UL 1076 Listed)
- Sprinkler Supervision
- Degraded-mode operation
- Coded outputs
- NCCG Graphics support
- UUKL Listed for smoke control
- UL 864 9th Edition Listed & ULC Listed; FM, CSFM & NYMEA Approved

- User help screens
- Multiple command stations
- Menu-driven operator commands
- 5000-event, history-logging capability with on-line and off-line reports
- Multiple levels of password protection
- Automatic environmental compensation for smoke detectors
- *Alarm verification*
 - by device or zone
- Pre-alarm operation
- Logic-controlled output functions
- Time-based-controlled output functions
- Holiday schedule
- City tie / leased line
- 200 notification-appliance-circuits (NACs) capacity
- Up to 3.0 amps (24VDC) per NAC
- Built-in strobe synchronization protocol
- Supports pre-action, deluge and agent releasing
- Voice evacuation system (optional)
- NEC 760 power-limited circuits
 - (UL 864 Compliant)
- Intelligent interface to building / process management systems
- Operates as interactive peer with other XLS or XLSV units in a XNET network
- Distributed processing
- Detector Sensitivity Readout / Printout
 - per NFPA 72

System Overview

FireFinder XLS is a microprocessor-based, advanced life-safety system that has a 6" display and large, lighted buttons; making it the most intuitive fire-alarm user interface in the industry. Through the use of the unique multiprocessor 'Network' design – along with the ability to utilize analog and conventional detection devices – FireFinder XLS exemplifies a flexible and highly configurable life-safety system.

FireFinder XLS is ideally suited for commercial, institutional and industrial fire detection and notification applications. XLS complies with the requirements of NFPA Standard 72, and is listed by Underwriters Laboratories under their standard UL 864.

Underwriter's Laboratories of Canada also lists the XLS for fire applications under ULC-S527. FireFinder XLS is Factory Mutual Approved; as well as CSFM and NYMEA Approved for use in those specific locales. In addition to the standard fire applications, FireFinder XLS is UL Listed under the category UUKL for smoke control. FireFinder XLS can be used as a listed Fireman's Smoke Control Station in high-rise office buildings, malls and other large structures.

FireFinder XLS is UL Listed and FM Approved for Sinorix™ clean-agent systems and pre-action or deluge sprinkler systems, which include foam or water applications. FireFinder XLS operates on the releasing requirements specified in NFPA 13 and 2001.

FireFinder™ XLS Overview 6300

System Overview – (continued)

The FireFinder XLS system has been seismic qualified in accordance with:

- International Building Code, 2006 Edition
- California Building Code, 2007 Edition
- ASCE Standard 7, 2005 Edition
- OSHPD CAN 2-1708A.5, Rev. 3
- ICC-ES AC 156, Effective 1/1/2007

FireFinder XLS is also OSHPD preapproved under: OSP-0057-10.

FireFinder XLS Components

The basic FireFinder XLS control unit consists of the following sub-assemblies: Person Machine Interface (Model PMI); Power Supply (Model PSC-12); Device Loop Card (Model DLC); Zone Indicating Card (Model ZIC-4A); Card cage (Model CC-5); Inner Door Blank Single Plate (Model ID-SP); CAB-1, CAB-2 or CAB-3 enclosures.

Optional modules that can be installed with the XLS System include: Card Cage (Model CC-2); Network Interface Card (Model NIC-C); Zone Indicating Card 8 circuits (Models ZIC-8B / ZIC-2C); Control Relay Card (Model CRC-6); Output Control Module (Model OCM-16); Switch Control Module (Model SCM-8); LED Control Module (Model LCM-8); Fan Control Module (Model FCM-6); Supervised Input Module (Model SIM-16); Power Supply Extender (Model PSX-12); Remote Network Interface (Model RNI); Remote Printer Module (Model RPM); System Status Display (Model SSD); Multi-Point Digital Alarm Communicator (Model MDACT); Two-Module Remote Enclosure (Model REMBOX2); Four-Module Remote Enclosure (Model REMBOX4).

The XLS panel is compatible with a full line of intelligent initiating devices, highlighted by the *FirePrint* application-specified detectors: Models HFP-11 and HFPT-11. XLS is also compatible with the NCC series of graphics command centers.



PMI Person Machine Interface

PMI Person Machine Interface

The Person Machine Interface (Model PMI) is the core of the FireFinder XLS system. Model PMI serves as both operator interface and central microprocessor for the FireFinder XLS system. From Model PMI, the end user can acknowledge events, control the system-notification appliance circuits and reset the system. Detailed information about the nature and location of the events can also be displayed.

Model PMI contains the site-specific program configuration created in the Zeus system software-programming tool. The controller in Model PMI provides all system logic and supervision. Model PMI contains a large, 6" (1/4 VGA) monochrome LCD display, touch screen and LEDs for displaying system status. A sound is made when there is any unacknowledged event from Model PMI. The display is surrounded by keys that are used to control the displayed information and to navigate through these screens. Keys are also provided to obtain and enter "Help" into the menu features of Model PMI.

The FireFinder system is controlled and operated from Model PMI. The intuitive person machine interface uses large, lighted buttons to prompt users as to the next correct system operation that is available (*Acknowledge, Silence, Unsilence, Audible or Reset*).



DLC Device Loop Card

DLC Device Loop Card

The Device Loop Card (Model DLC) is the interface for connection with FireFinder XLS detectors and initiating devices – including manual stations, control and input devices. Model DLC plugs into one (1) slot of the CC-2 or CC-5 card cage. Programming Model DLC is accomplished using the FireFinder XLS Zeus system software-programming tool. Model DLC takes one (1) address on the network, and communicates with two (2) device circuits for a total of 252 detectors and devices. Model DLC has 12 LEDs for diagnostic purposes, and provides ground-fault detection and zone-isolation circuitry.




ZIC-4A Zone Indicating Card

ZIC-4A Zone Indicating Card

The Zone Indicating Card (Model ZIC-4A) provides four (4) fully supervised, programmable output circuits for use on the FireFinder XLS Fire Alarm Control Panel. Model ZIC-4A supplies four (4) Class B (Style Y) or Class A (Style Z) type output circuits, power limited to 3.0 amps maximum per circuit.

FireFinder XLS Components – (cont.'d)

Each circuit can be independently programmed for use with listed audible or visual notification appliances, listed emergency audio speakers, municipal tie boxes, leased lines, or as releasing circuits. Model ZIC-4A plugs into one (1) slot in the Model CC-5 or Model CC-2 card cage, and has on-board LEDs for system status and troubleshooting. Indication of power, communication, internal operation, and ground-fault conditions are provided, as well as indication of circuit activation or *Trouble* conditions.



ZIC-8B / ZIC-2C Zone Indicating Cards

ZIC-8B / ZIC-2C

The Zone Indicating Card (Model ZIC-8B) provides eight (8) fully supervised, programmable output circuits for use on the FireFinder XLS fire-alarm control panel (FACP). Model ZIC-8B supplies eight (8) Class B (Style Y) type output circuits, power limited to 2.0 amps maximum per circuit. Each circuit can be independently programmed for use with listed audible or visual notification appliances, or listed emergency audio speakers. Model ZIC-8B plugs into one (1) slot in the Model CC-5 or Model CC-2 card cage, and has on-board LEDs for system status and troubleshooting.

Model ZIC-2C mounts directly on Model ZIC-8B, and allows each of the Model ZIC-8B output circuits to be used for two-channel voice applications. Indication of power, communication, internal operation, and ground-fault conditions are provided, as well as indication of circuit activation or *trouble* conditions.



NIC-C Network Interface Card


NIC-C Network Interface Card

The Network Interface Card (Model NIC-C) provides HNET or XNET network communications between enclosures. In addition to the HNET or XNET communication, Model NIC-C provides CAN network communication within an enclosure or external to the enclosure. HNET or XNET communication can be wired Style 4 or Style 7, but the CAN network can be wired Style 4 only.

When used for HNET communications, Model NIC-C provides communication between enclosures on a single system.

When Model NIC-C is used for XNET communications, Model NIC-C provides communication between systems. The maximum of XNET Model NIC-C cards on a single system (single node) is one (1), for a total of 64 XNET Model NIC-C cards on a peer-to-peer networked system.

Model NIC-C has diagnostic LEDs that indicate: Card Fail, CAN Fail, HNET Fail, XNET Fail, Ground Fault, Loop 'A' Fail and Loop 'B' Fail. Model NIC-C Card also has LEDs to indicate Power, Style and Active Networks.




HLIM Line Isolator Module

HLIM Line Isolator Module

The loop-isolator module (Model HLIM) provides short-circuit protection on FireFinder XLS intelligent device circuits (see: Model DLC). When Model HLIM detects a short circuit, Model HLIM is able to isolate the affected segment of the circuit – allowing the remaining devices to continue operation. Model HLIM is self-restoring – automatically reconnecting to circuit segment when the fault is removed. Model HLIM can be wired in either a Style 4 or Style 6 configuration.


Model HLIM does not occupy a device address on the Model DLC circuit, and does not require programming. Up to 15 Model HLIM modules may be installed on each Model DLC loop.



HCP Control Point Module

HCP Control Point Module

Model HCP provides an intelligent control point for the FireFinder XLS Control Panel. Model HCP can be programmed as an independent, remotely located telephone zone, speaker zone or notification appliance circuit. Model HCP is designed to be used with the Siemens – Fire Safety Notification-Appliance Circuits product line.

Model HCP communicates through the Model DLC analog loop, and can be wired either Class A (Style Z) or Class B (Style Y). The 24 VDC power input comes from either the control panel or from any UL Listed power-limited, auxiliary-power supply.

FireFinder XLS Components – (cont.'d)



CRC-6 Controllable Relay Card

CRC-6 Controllable Relay Card

The Controllable Relay Card (Model CRC-6) is used with the FireFinder XLS FACP. Model CRC-6 is designed to provide auxiliary control of building functions, such as: door-holder release, elevator capture, smoke control, lock release, etc. Model CRC-6 plugs into one (1) slot in the Model CC-5 or Model CC-2 card cage. Model CRC-6 provides six (6), fully programmable relays. Each relay contains one (1) set of SPDT contacts rated at 4 Amps 30 VDC / 120VAC resistive and 3.5 amps 120VAC inductive (0.6 P.F.)



SIM-16 Supervised Input Module

SIM-16 Supervised Input Module

The Supervised input Module (Model SIM-16) is a remotely located, general-purpose input module. Model SIM-16 provides 16 input circuits for remote system monitoring. Each input can be individually programmed as supervised (dry-contact only) or unsupervised (general-purpose input.) Model SIM-16 has two (2) Form C relays. The relays and inputs are programmed using the Zeus system software-programming tool.



CDC-4 Conventional Detector Card

CDC-4 Conventional Detector Card

The Conventional Detector Card (Model CDC-4) is used to monitor Siemens Fire Safety conventional detectors on the FireFinder XLS system. Model CDC-4 can be used in applications where conventional detectors are more suited than addressable detectors, such as hallways or large meeting rooms. Also, Model CDC-4 can be used to upgrade Siemens conventional fire-alarm panels to the FireFinder XLS system without requiring detector replacement.

SIEMENS Industry, Inc.
Building Technologies Division



CC-2 Card Cage-2 Slots



CC-5 Card Cage-5 Slots


CC-5 / CC-2 Card Cages

The Models CC-5 / CC-2 card cages provide the physical mounting location and all wiring connection points for all fire-and-voice system options cards for the FireFinder XLS system. Model CC-5 has five (5) slots, while Model CC-2 has two (2) slots.

All cards plugged into the CC-5 / CC-2 card cage communicate with other FireFinder-XLS modules via a common data bus. Connectors are provided on the left and right side of the CC-5 to connect a 60-pin cable for communications with the FireFinder-XLS' operator interface, power supplies and amplifiers modules.

Field wiring to devices and circuits terminates on the Models CC-5 / CC-2 card cages. All cards designed for use with the Models CC-5 / CC-2 route their field wiring terminations to the 'top' of the Model CC-5 / CC-2 card cages. These connections are all power limited. Internal wiring connections distribute 24VDC to cards or high-level audio signals (depending on application used) connect to the 'bottom' of the Model CC-5 / CC-2 card cages. These connections are all non-power limited.

All wiring connections to the Model CC-5 / CC-2 card cages are to removable terminal blocks. Terminal blocks are rated for use with wire sized 12AWG to 24AWG. Each connector is numbered to make wiring terminations to the correct position on the terminal block simple in order to reduce potential wiring errors.



SCM-8 Switch Control Module


SCM-8 Switch Control Module

The Switch Control Module (Model SCM-8) is a FireFinder XLS-option module that provides manual control to the Emergency Voice Evacuation System (EVAC) or manual fire-system control. Each Model SCM-8 module provides eight (8) momentary push-button switches and 16 light-emitting diodes (LEDs) to indicate their status.

Each switch is assigned two (2) LEDs, as well as a label to indicate the switch's programmed usage. The label slides behind a clear protective membrane. One of the LEDs assigned to each switch is a dual-colored LED, which is used to indicate what type of signal is active.

FireFinder XLS Components – (cont.'d)

Each Model SCM-8 switch is fully programmable, and may be used to control speaker circuits and a wide range of general-system functions such as: *All Call, All Evac, Warden's Page, Speaker*, etc. Any number of circuits may be grouped and controlled by a single switch. Switch usages and zone groupings are assigned using the *Zeus* system software-programming software. Model SCM-8 modules are mounted on a hinged panel, as a part of the FireFinder XLS Command Console enclosure.




LCM-8 LED Control Module

LCM-8 LED Control Module

The LED Control Module (Model LCM-8) is a FireFinder XLS-option module that provides LED annunciation for FireFinder XLS system activity. Each LCM-8 module contains eight (8) groups of two (2) LEDs – each of which can be assigned to desired outputs using the *Zeus* system software-programming tool.

Eight (8) LEDs are dual-color capable (**RED** or **GREEN** / *flashing* or *steady*). The remaining LEDs are **AMBER** *flashing* or *steady*. A space is provided for labeling of LED functions. The label slides behind a clear, protective membrane. Model LCM-8 dimensions are identical to Model SCM-8, and Model LCM-8 is mounted on the same hinged panel, as a part of the FireFinder XLS Command Console enclosure.



FCM-6 Fan, Motor, Dampers Control Module

FCM-6 Fan, Motor, Dampers Control Module

The Fan, Motor, Dampers Control Module (Model FCM-6) is a FireFinder XLS command-console option module that provides manual control of building HVAC system fans, motors, and dampers. Each Model FCM-6 module provides six (6) sets of three (3) push-button switches for manual-system control. Each switch has three (3), associated LEDs to indicate Fan / Damper / Motor status: OFF (**Red** LED), ON (**Green** LED), TROUBLE (**Yellow** LED).



PSC-12 Power Supply Charger Module

PSC-12 Power Supply Charger Module

The Power Supply Charger Module (Model PSC-12) is a high-current power supply that provides the FireFinder XLS primary-regulated 24VDC power to operate. Model PSC-12 is rated at 12Amps (Alarm) / 5Amps (Standby), and has a built-in battery charger, capable of charging up to 100 AH batteries. Model PSC-12 is an addressable-intelligent, microprocessor-controlled module that communicates its status to the system-operator interface (PMI). Model PMI is able to query the status of the power supply to obtain information regarding system-charging current, terminal-loading information, ground-fault conditions and more.



PTB Power Termination Board

PTB Power Termination Board

Model PSC-12 comes packaged with a module called the Power Termination Board (Model PTB). Model PTB is required for operation with Model PSC-12. Model PTB filters the power from the incoming AC mains, and distributes it to the Model PSC-12 power supply and the optional Model PSX-12 power-supply extender.

Model PTB has an optional connector that can be used during system installation, commissioning and service to provide the technician with a place to plug in their laptop PC, if required. Model AC-ADPT is an optional accessory cable that allows connection on one side to Model PTB, via a keyed connector and on the other end directly into to the laptop's transformer.

Most laptop-computer external power transformers have removable AC power cords, which can be replaced by the optional Model AC-ADPT to temporarily provide an AC power source for laptop-PC usage during system installation, service and maintenance calls when needed.



PSX-12 Power Supply Extender

PSX-12 Power Supply Extender

The Power Supply Extender (Model PSX-12) is a high-current, auxiliary power supply that expands the main Model PSC-12 power supply and battery charger of the FireFinder XLS system with an additional 24VDC power. Model PSX-12 is rated at 12 Amps.

FireFinder XLS Components – (cont.'d)



RNI Remote Network Interface

RNI Remote Network Interface

The Remote Network Interface (Model RNI) provides a connection point for use with equipment mounted in a remote-lobby enclosure on the FireFinder XLS FACP. Model RNI is used to provide additional input, output and control features to the system remotely, via the main control panel. These additional features may include control switches and indicators: (Models SCM-8, LCM-8 and FCM-6), remote-emergency paging microphones or telephones: (Models LVM, FMT), or controls used in graphic annunciators (Models SIM16, OCM-16) or system-status display with the ability to *acknowledge* alarms, *silence* audibles and *reset* the system (Model SSD-C-REM). Model RNI allows Model PMI to be mounted in the Model REMBOX2 or Model REMBOX4 remote lobby enclosure.



RPM Remote Printer Module

RPM Remote Printer Module

The Remote Printer Module (Model RPM) provides a means of connecting the FireFinder XLS system to a printer, such as Model PAL-1, for creating a hard copy of system status and configuration reports. Simultaneously, Model RPM provides an output port that can be configured to communicate with external systems.



System-Status Display

SSD-Series System-Status Display

The System Status Display (SSD-series model displays) is a remote LED / LCD display that shows the local status of a FireFinder XLS system. An LED illuminates when *Alarm*, *Supervisory*, *Trouble*, and *Security* events occur on the system. A (4) four-line liquid-crystal display (LCD) will give details of the event in alphanumeric form.

The display can be toggled to display additional events. Optional remote system control capabilities are available. Models SSD-C, SSD-C-INT, and Model SSD-C-REM have three (3) additional control buttons to *acknowledge* events, *silence* audible circuits, and *reset* the system.

SIEMENS Industry, Inc.
Building Technologies Division

Models SSD-C and SSD-C-INT have an integral keyswitch that enables these control buttons to operate.

Model SSD-C-REM is located within a locked cabinet. Hence, no additional keyswitch is required for enabling the control buttons.



CAB1 Single Row Enclosure

CAB1 Single Row Enclosure

Model CAB 1, the smallest of the FireFinder XLS enclosures, can house a single Model CAB-MP cabinet mounting plate for mounting card cages, power supplies and bulk amplifiers. Model CAB1 also has four (4) mounting slots on the inner door for mounting Model PMI and Model ID-MP switch module brackets.

Model CAB1 comes complete with a black back box; black inner and outer doors; a single lock and key set on the outer door; a single, installed cabinet mounting plate (Model CAB-MP), and a single, installed outer door lens plate (Model OD-LP). A red version (Model CAB1-R) is also available – approximate size: 27" (68.6cm.) high, 26" (66cm.) wide, and 8" (20.3cm.) deep.




MDACT - Multi-Point Digital Alarm Communicator Transmitter

MDACT - Multi-Point Digital Alarm Communicator Transmitter

The Multi-Point Digital Alarm Communicator Transmitter (Model MDACT) is used in FireFinder XLS systems where point identification of *Alarm*, *Supervisory*, *Security* and *Trouble* events is required at Central or Remote Receiving Stations. An intelligent RS-485 communications protocol transmits all system information to Model MDACT.

The installer selects the specific event or groups of events that are set to transmit from Model MDACT over phone lines to listed receiving station equipment. In turn, Model MDACT can transmit point information, via the Ademco Contact ID and the SIA protocol. A Mounting Plate (Model MOM2-XMP), MOM-2 card cage, and an XMI Interface Card are required for installation.

FireFinder XLS Components – (cont.'d)



TSP-40A Thermal Strip Printer

TSP-40A Thermal Strip Printer

The thermal strip printer (Model TSP-40A) is designed for use with the FireFinder XLS system. Model TSP-40A acts as an event-logging device, providing a permanent history report of all system activity. Model TSP-40A mounts in the FireFinder XLS Model CAB 1, Model CAB2 or Model CAB3 enclosure, and its printout is visible through a window in the locked-door enclosure. Printouts are automatically spooled onto a take-up reel for tidy, uniformed records storage.



CAB2 Two-Row Enclosure

CAB2 Two-Row Enclosure

The Two-Row Enclosure (Model CAB2) is the mid-sized FireFinder XLS enclosure capable of housing up to two (2) Model CAB-MP cabinet mounting plates. The inner door has two (2) rows of four (4) mounting slots. The outer door has space for mounting two (2) outer door plates (Models OD-LP, OD-BP or OD-GP). The outer door can be configured to open from either side. Model CAB2 consists of the Model CAB2-BB back box, the Model CAB2-BD black inner and outer door package, and one (1) Model OD-LP lens plate. The outer door has a single lock and key set installed. A red version (Model CAB2R) is also available. Approximate size is 45" (114.3cm.) high, 26" (66cm.) wide, and 8" (20.3cm.) deep.



CAB3 Three-Row Enclosure

CAB3 Three-Row Enclosure

Model CAB3, the single largest FireFinder XLS enclosure available, can house a maximum three (3) Model CAB-MP cabinet mounting plates in the enclosure, and three (3) rows of inner-door mounting slots.

SIEMENS Industry, Inc.
Building Technologies Division

The outer door can be configured to open from either side. Model CAB3 consists of the Model CAB3-BB back box, the Model CAB3-BD black inner and outer door package, and one (1) Model OD-LP lens plate. The outer door has two (2) locks and key sets installed. A red version (Model CAB3R) is also available. Approximate size is 63" (160cm.) high, 26" (66cm.) wide, and 8" (20.3cm.) deep.

Enclosure Trim Kits

Trim kits are available for all system enclosures for semi-flush mounting applications. Model CAB1-TK (for black enclosures) and the Model CAB1R-TK (for red enclosures) fit inside the Models CAB1 and CAB1-R enclosures. Similarly, Models CAB2-TK and CAB2R-TK fit inside the Model CAB-2 enclosure, while Models CAB3-TK and CAB3R-TK fit the Model CAB-3 enclosure.

Remote Transponders

The FireFinder XLS system can use remote transponders for mounting additional modules such as amplifiers without requiring Model PMI or any control switches. Special doors are available for systems using Model CAB-2 or Model CAB-3 remote transponders. These doors (Models CAB2-XBD and CAB3-XBD) omit the unused inner door, and come complete with ventilation louvers built into the door.

Model CAB2-XBD fits into Model CAB2-BB, and Model CAB3-XBD fits into Model CAB3-BB. Model CAB2-XBD and CAB3-XBD are supplied in black. Red versions (Models CAB2-XRD and CAB3-XRD) are also available. Complete box and door kits are available, Models CAB2-X and CAB3-X.



CAB-MP Cabinet Mounting Plate

CAB-MP Cabinet Mounting Plate

The Model CAB-MP cabinet mounting plate provides mounting for a single row of modules in a FireFinder XLS cabinet. Four (4) module spaces are available on Model CAB-MP, which is used to mount the Model CC-5 card cage; the Model CC-2 card cage; the Model PSC-12 power supply; the Model PSX-12 power-supply extender, and the Model ZAM-80 / 180-zone amplifiers.



ID-MP Inner Door Mounting Plate

FireFinder XLS Components – (cont.'d)

ID-MP Inner Door Mounting Plate

The inner door mounting plate (Model ID-MP) is mounted on the inner door of any given model CAB enclosure. Model ID-MP plates are used to mount switch-control modules (Model SCM-8); LED control modules (Model LCM-8), or fan-control modules (Model FCM-6).

Four (4) mounting plates are included in each Model ID-MP. Each mounting plate has four (4) spaces for control modules, and can hold either four (4) Model SCM-8 modules (one [1] control module space for each module); four (4) LCM-8 (one [1] control module space for each module), or two (2) Model FCM-6 modules (two [2] module spaces for each module).

Combinations are also allowed. Blank spaces in Model ID-MP can be covered using the blank-control-module plate (Model BCM). Up to four (4) Model ID-MP modules can be mounted in a single row on the inner door.




ID-SP Inner Door Blank Single Plate

ID-SP Inner Door, Blank Single Plate

The inner door, blank single plate (Model ID-SP) is used to cover any single-module blank spaces on the inner door not used to mount Model PMI or Model ID-MP. Up to four (4) Model ID-SP modules can be mounted in a single row on the inner door. Two (2) blank plates are included in each Model ID-SP.

ID-FP Inner Door Full-Blank Plate


Model ID-FP is a blank plate that covers the full opening of the row on an inner door, and is used for applications requiring full, dead-front protection. A single, full blank plate is included in Model ID-FP.



BCM Blank Control Module Plate

BCM Blank Control-Module Plate


Model BCM plates can be mounted on a single ID-MP. Four (4) blank module plates are included in each Model BCM.



OD-LP Outer Door Lens Plate

OD-LP Outer Door Lens Plate

The Outer Door Lens Plate (Model OD-LP) is a clear plastic lens plate mounted on the outer door of a system cabinet. It is used to allow operators to see the system interface and controls mounted on the inner door, but restricts access to unauthorized users. It covers an entire row on the outer door. A single lens plate is included with each OD-LP.



OD-BP Outer Door Blank Plate

OD-BP Outer Door Blank Plate

The Outer Door Blank Plate (Model OD-BP) is used to cover an entire row on the outer door of a system cabinet. It is used when there is no PMI or control modules mounted on the adjacent row of the inner door. A single, blank plate is included in each Model OD-BP.



OD-GP Outer Door Grill Plate

OD-GP Outer Door Grill Plate

The Outer Door Grill Plate (Model OD-GP) also covers an entire row on the outer door of a system cabinet, but has four rows of ventilation louvers on it. The OD-GP is mounted in front of system bulk amplifiers, card amplifiers, or other modules that generate heat. Using the OD-GP will permit airflow across these modules to aid in heat dissipation. A single grill plate is included with each OD-GP.

Remote System Enclosures

Models REMBOX2 and REMBOX4 are FireFinder XLS system enclosures that are used for remotely mounting inner-door modules like the Model PMI interface, switch modules, Model LVM live voice modules, and Model FMT firefighters master telephone modules. Models REMBOX2 and REMBOX4 are thinner than the regular CAB series of enclosures – just 5" (12.7cm.) deep overall, and are perfect for mounting in places where space is limited (e.g. – office-complex lobbies or behind a receptionist's desk).

FireFinder XLS Components – (cont.'d)

No card cages, power supplies or bulk amplifiers can be mounted in a given REMBOX because of their smaller depth. However, Model PMI and modules (e.g. – the remote network interface module [Model RNI], the output control module [Model OCM-16], and the supervised input module [Model SIM-16]) can be mounted in a given REMBOX.

Due to the depth of the live voice module and the firefighters' master telephone, no Model OCM-16 or Model SIM-16 modules can be used simultaneously with Model LVM or Model FMT. The REMBOX2 and the REMBOX4 are designed for flush mounting with no trim kit required. Both enclosures also come with a clear lens plate on the cover.



REMBOX2 Two Module Remote Enclosures

REMBOX2 Two Module Remote Enclosures

REMBOX2 has two (2) inner-door module spaces, and can hold a single Model PMI, up to two (2) switch module brackets and one (1) Model LVM. Combinations are also allowed.

REMBOX2 can also mount a single RNI remote network interface on a bracket included in the backbox. A bracket called the REMBOX2-MP can be used to mount up to four OCM-16 output control modules or SIM-16 supervised input modules. Model REMBOX2-MP must be purchased separately. Approximate size of REMBOX2 is 14-1/2" (36.8cm.) wide, 18-1/2" (47cm.) high and 5" (12.7cm.) deep.




REMBOX4 Four-Module Remote Enclosures

REMBOX4 Four-Module Remote Enclosures

Model REMBOX4 has space for mounting four (4) inner-door modules. Any combination of Model PMI (two-module spaces); switch module brackets; Model LVM, or Model FMT (one-module space each) can be used. Unused module spaces can be covered with Model ID-SP blank plates. The REMBOX4 can also mount a single remote network interface (Model RNI) on a bracket included in the backbox.

SIEMENS Industry, Inc.
Building Technologies Division

A bracket known as Model REMBOX4-MP can be used to mount up to eight (8) output control modules (Model OCM-16) or supervised input modules (SIM-16). The REMBOX4-MP must be purchased separately. Approximate size of the REMBOX4 is 24" (61cm.) wide, 18-1/2" (47cm.) high and 5" (12.7cm.) deep.



NRC Network Ring Card

NRC Network Ring Card

Model NRC (FM approval pending) provides XNET, peer-to-peer communication between FireFinder XLS systems. One (1) Model NRC is required for each XLS panel, in order to allow FireFinder XLS nodes to be wired in a Class A, Style 7 ring topology.




NCC-G - Network Color Graphics

NCC-G - Network Color Graphics

Model NCC-G is a PC-based, color-graphics command center designed for use with the XNET network, and provides full control and annunciation for a XNET network for a maximum 63 XLS, MXL-IQ or MXL systems. The NCC-G is used to monitor and control alarms, troubles, security, supervisory and all system events from one of many XLS systems.

Model NCC-G maintains an extensive history log of all system events and has extensive report generation capabilities. User programmable function buttons allow site specific control functions. Multiple NCC-Gs may be connected to XNET network. Each NCC-G ordered separately.



MLC - MXL Line Card [for FireFinder XLS]

FireFinder XLS Components – (cont.'d)

MLC - MXL Line Card [for FireFinder XLS]

The MXL Line Card (Model MLC) is an optional card for the FireFinder XLS panel that supplies two (2) intelligent analog circuits, utilizing the Model 'I' series; Model 'ID' series; Model 'IL' series or Model 'FP' series-type intelligent devices. Model MLC occupies two (2) addresses on the HNET network, and devices connected to the Model MLC circuits are dynamically supervised by FireFinder XLS through the use of a unique communications protocol.



XLS-MSE2-ADPT

XLS-MSE2/R-ADPT – XLS MSE-2/R Enclosure Adapter

Model XLS-MSE2-ADPT, which must be used in conjunction with Model CAB-MP, is an adapter that allows FireFinder XLS cards to be mounted in older-generation MXL Model MSE-2 small black enclosures.

Model XLS-MSE2R-ADPT, which must be used in conjunction with Model CAB-MP, is an adapter that allows FireFinder XLS cards to be mounted in older-generation MXL Model MSE-2R small red enclosures.



XLS-MME3-ADPT

XLS-MME3/R-ADPT – XLS MME-3/R or MBR-2 Enclosure Adapters

Model XLS-MME3-ADPT, which must be used in conjunction with Model CAB-MP, is an adapter that allows FireFinder XLS cards to be mounted in older-generation MXL Model MME-3 or Model MBR-2 medium black enclosures.

Model XLS-MME3R-ADPT, which must be used in conjunction with Model CAB-MP, is an adapter that allows FireFinder XLS cards to be mounted in older-generation MXL Model MME-3R medium red enclosures.



XLS-MLE6-ADPT

XLS-MLE6/R-ADPT – XLS MLE-6/R Enclosure Adapter

Model XLS-MLE6-ADPT, which must be used in conjunction with Model CAB-MP, is an adapter that allows FireFinder XLS cards to be mounted in older-generation MXL Model MLE-6 large black enclosures.

Model XLS-MLE6R-ADPT, which must be used in conjunction with Model CAB-MP, is an adapter that allows FireFinder XLS cards to be mounted in older-generation MXL Model MLE-6R large red enclosures.




XLS-MSE3-ADPT

XLS-MSE3/R-ADPT – XLS MSE-3L/R or MSE-3M/R Enclosure Adapters

Model XLS-MSE3-ADPT is an adapter that allows FireFinder XLS cards to be mounted in older-generation MXL Model MSE-3L or Model MSE-3M black enclosure.

Model XLS-MSE3R-ADPT is an adapter that allows FireFinder XLS cards to be mounted in older-generation MXL Model MSE-3LR or Model MSE-3MR red enclosure.



XLS-RCC1-ADPT

XLS-RCC-1-ADPT – XLS RCC-1 Enclosure Adapter

Model XLS-RCC1-ADPT is an adapter that allows the FireFinder XLS Model SSD/C Series remote annunciator to be mounted in older-generation Model RCC-1 surface-mount enclosure.



XLS-RCC13F-ADPT

FireFinder XLS Components – (cont.'d)

XLS-RCC13F/R-ADPT – XLS RCC-1F/R or RCC-3F/R Enclosure Adapters

Model XLS-RCC13F-ADPT is an adapter that allows the FireFinder XLS Model SSD/-C series remote annunciator to be mounted in older-generation Model RCC-1F or Model RCC-3F black, flush-mount enclosure.

Model XLS-RCC13FR-ADPT is an adapter that allows the Model SSD/-C series to be mounted in older-generation RCC-1FR and RCC-3FR, red flush-mount enclosure.

Details for Ordering

Model Number	Part Number	Description
—	599-050092	PMI and GPMI
AC-ADPT	500-633992	Technician laptop power connector
BCM	500-033320	Blank control module plate, [four (4) per package]
CAB-1	500-633007	Complete single-row cabinet, black
CAB-1R	500-633728	Complete single-row cabinet, red
CAB1-TK	500-633013	Single-row trim-kit cabinet, black
CAB1R-TK	500-633729	Single-row trim-kit cabinet, red
CAB2-BB	500-633009	(2) Two-row back box, black
CAB2-RB	500-634941	(2) Two-row back box, red
CAB2-BD	500-633008	(2) Two-row inner & outer door set, black
CAB2-RD	500-633755	(2) Two-row inner & outer door set, red
CAB2-TK	500-633014	(2) Two-row trim-kit cabinet, black
CAB2R-TK	500-633753	(2) Two-row trim-kit cabinet, red
CAB2-XBD	599-633768	CAB2 transponder door
CAB2-X	599-034252	Complete CAB2 w/ transponder door [no inner door]
CAB2-XRD	500-633792	Medium-enclosure transponder door, red [mounts to CAB2-RB]
CAB3-BB	500-633011	(3) Three-row back box, black
CAB3-RB	500-634942	(3) Three-row back box, red
CAB3-BD	500-633010	(3) Three-row inner & outer door set, black
CAB3-RD	500-633757	(3) Three-row inner & outer door set, red
CAB3-TK	500-633015	(3) Three-row trim-kit cabinet, black
CAB3R-TK	500-633754	(3) Three-row trim-kit cabinet, red
CAB3-XBD	599-633769	CAB3 transponder door
CAB3-X	599-034253	Complete CAB3 w/ transponder door [no inner door]
CAB3-XRD	500-633793	Large-enclosure transponder door, red [mounts to CAB3-RB]
CAB-MP	500-633012	Back box module mounting plate
CCL	599-634214	CAN Cable 3 ft. (91.4 cm.) Length required for: SCM / LCM / FCM modules from Models CC-5 / CC-2 Inner Doors and from Row-to-Row on Model CAB-series Inner Doors
CC-2	500-633440	Two (2) slot card cage
CC-5	500-633037	Five (5) slot card cage
CDC-4	500-034200	Conventional detector card
CRC-4	500-033250	Controllable relay card
CSB	500-033130	CAN Sounder Board
DCT-P	500-699291	MDACT programmer
DLC	500-033090	Device loop card
FCM-6	500-033140	Fan-control-module switches {ON, OFF, AUTO}
GPMI-UK	500-650066	Software-upgrade kit for PMI {to allow global functionality}
HCP	500-034860	Intelligent control point
HLIM	500-033170	Line-isolator module
ID-FP	500-633029	(4) Four module inner-door blank plate
ID-MP	500-633027	Inner-door enclosure mounting plate, [four (4) per package]
ID-SP	500-633028	Single-module inner-door enclosure mounting plate, [two (2) per package]

SIEMENS Industry, Inc.
Building Technologies Division

Details for Ordering – (continued)

Model Number	Part Number	Description
LCM-8	500-033100	LED Annunciator Module [eight (8) LED sets]
MDACT	500-699254	Multi-point digital-alarm communication transmitter
MLC	S54431-B4-A1	MXL addressable-device line card [used for FireFinder XLS]
MOM2-XMP	500-634822	Mounting plate for Model MOM-2 [used for FireFinder XLS]
MOM-2	500-892766	MXL module card cage [one (1) full slot]
NIC-C	500-033240	Network interface card
NRC	500-050337	Network ring card
OD-BP	500-633017	Outer door blank plate
OD-BP-R	500-634919	Outer door blank plate, red
OD-GP-R	500-634920	Outer door grill plate, red
OD-GP	500-633018	Outer door grill plate
OD-LP	500-633016	Outer door lens plate
PAL-1	500-692407	UL Listed parallel printer
PMI	500-033070	Person machine interface
PMI-INT	500-034160	Person machine interface [with multi-lingual overlays]
PSC-12	500-033340	Power supply with battery charger [12A @ 24VDC]
PSX-12	500-034120	Power supply extender [12A @ 24VDC]
PTB	500-033390	Power termination board
REMBOX2	500-633772	(2) Two-module remote lobby enclosure, black
REMBOX2R	500-650612	(2) Two-module remote lobby enclosure, red
REMBOX2-MP	500-634211	Mounting plate for Models OCM-16 / SIM-16 in Model REMBOX2
REMBOX4	500-633914	(4) Four-module remote lobby enclosure, black
REMBOX4-MP	500-634212	Mounting plate for Models OCM-16 / SIM-16 in Model REMBOX4
REMBOX4R	500-650613	(4) Four-module remote lobby enclosure, red
RNI	500-033420	Remote network interface module
RPM	500-033270	Remote printer module
SCM-8	500-033040	Switch module, eight (8) switches
SIM-16	500-034060	Supervised input module
SSD	500-034740	System-status display
SSD-C	500-648733	System-status display with control
SSD-INT	500-034740	System-status display with multi-lingual overlays
SSD-C-INT	500-034750	System-status display with control and multi-lingual overlays
SSD-C-REM	500-634773	System-status display with control for remote lobby enclosure
TSP-40A	500-634933	Thermal-strip printer
TSP-XB	500-849949	Brackets for thermal-strip printer
TSP-XC	500-849950	Cables for thermal-strip printer
XLS-MLE6-ADPT	S54430-C9-A1	MLE-6 enclosure adapter for XLS, black
XLS-MLE6R-ADPT	S54430-C9-A2	MLE-6R enclosure adapter for XLS, red
XLS-MME3-ADPT	S54430-C8-A1	MME-3 and MBR-2 enclosure adapters for FireFinder XLS, black
XLS-MME3R-ADPT	S54430-C8-A2	MME-3R enclosure adapter for XLS, red
XLS-MSE2-ADPT	S54430-C7-A1	MSE-2 enclosure adapter for XLS, black
XLS-MSE2R-ADPT	S54430-C7-A2	MSE-2R enclosure adapter for XLS, red
XLS-MSE3-ADPT	S54430-C14-A1	MXL-IQ MSE-3L and MSE-3M enclosure adapters for XLS, black
XLS-MSE3R-ADPT	S54430-C14-A2	MXL-IQ MSE-3LR & MSE-3MR enclosure adapters for XLS, red
XLS-RCC1-ADPT	S54430-Z14-A1	RCC-1 enclosure adapter for XLS-SSD, black
XLS-RCC13F-ADPT	S54430-Z13-A1	RCC-1F & RCC-3F enclosure adapters, black
XLS-RCC13FR-ADPT	S54430-Z13-A2	RCC-1FR & RCC-3FR enclosure adapters, red
ZIC-2C	500-648671	(2) Two-channel adapter card, (ZIC-8B)
ZIC-4A	500-033050	(4) Four-circuit zone indicating card
ZIC-8B	500-648670	(8) Eight-circuit zone indicating card

Note: Products are UL 864 9th Edition Listed for indoor dry locations within a temperature range of 120+/-3°F (49+/-2°C) to 32+/-3°F (0+/-2°C) and a relative humidity of 93+/-2% at a temperature of 90+/-3°F (32+/-2°C).

This Page Left Intentionally Blank

Notice: This marketing data sheet is not intended to be used for system design or installation purposes.
For the most up-to-date information, refer to each product's installation instructions.

SIEMENS Industry, Inc.
Building Technologies Division

Fire Safety
8 Fernwood Road
Florham Park, NJ 07932
Tel: (973) 593-2600
FAX: (908) 547-6877
URL: www.SBT.Siemens.com/FIS

(SII-FS)
Printed in U.S.A.

Fire Safety
2 Kenview Boulevard
Brampton, Ontario
L6T 5E4 / Canada
Tel: (905) 799-9937
FAX: (905) 799-9858

October 2011
Supersedes sheet dated 8/11
(Rev. 7)