



S25376



6911-0328:0221

Features

- True Multiplex 6 Channel Networked Audio
- Integrated Fire Phone capable
- Modular System - components added as needed
- Integrated 2 Channel Digital Message Repeater
- Live Microphone Page to any zone
- Fast RS-485 Communication Protocol
- Fully Supervised
- Easy Installation and Operation
- Natural Sound Voice Recordings
- Built in Alarm and Alert Signals
- Up to 4 Minute Message Capacity
- Works with 12VDC or 24VDC Fire Alarm Panel
- Works with 120 or 220 volt systems
- Works with Analog/Addressable and Microprocessor based Fire Alarm Panels.
- 2 Minute Message Restart on Microphone Key
- Made in the USA.

Description

The Potter PVC High Rise Evacuation System operates in conjunction with the Fire Alarm Control Panel (FACP) in a building to provide automatic response to life safety emergencies.

The Potter PVC includes all necessary features to provide an effective voice evacuation system. The Potter PVC can be custom configured to satisfy the needs of any high rise application.

Fire department authorities can easily take command of evacuation or relocation procedures and emergencies. Building management and fire brigades can monitor and control emergency response even before the professionals arrive.

The PVC system includes capacity for 6 channels of simultaneous audio. This provides for evacuation, stay-in-place, or other public address announcements and automatic messages. Fire Fighter Phones or Warden Stations may be included as required.

System Configuration

Basic System Includes:

Master Panel (PVC-MP)

- Master Mic Control
- 16 switch control points
- Dual Channel DMR
- High speed communication loop

Distributed Panel (PVC-DP)

- 4 Output Zones (may be configured for 8)
- Dual Channel Audio Interface
- Dual Channel Amplification

Optional

Integrated Fire Phone

Fiber Optic Network Capable

Number of distributed panels to be determined by building specifications

Maximum System Configuration

- Up to 256 Distributed Panels (PVC-DP)

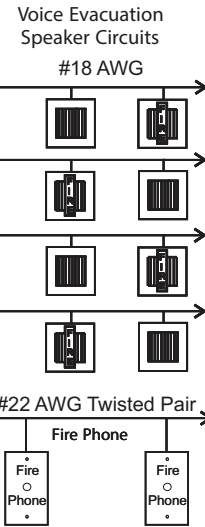
Potter PVC True-Multiplex System Capabilities

- NetComm Loop:
- Unshielded Twisted Pair (Low cap.)
 - 4,000 Feet between panels
 - Data and 6 Audio Channels Simultaneously
 - High Speed RS-485 Communications
 - Style "6" or Style "7" Field Selectable

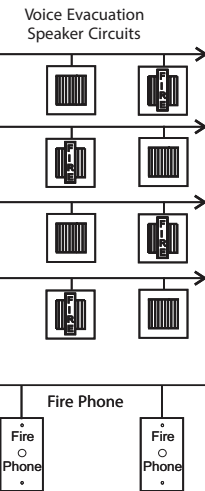
Head End Control



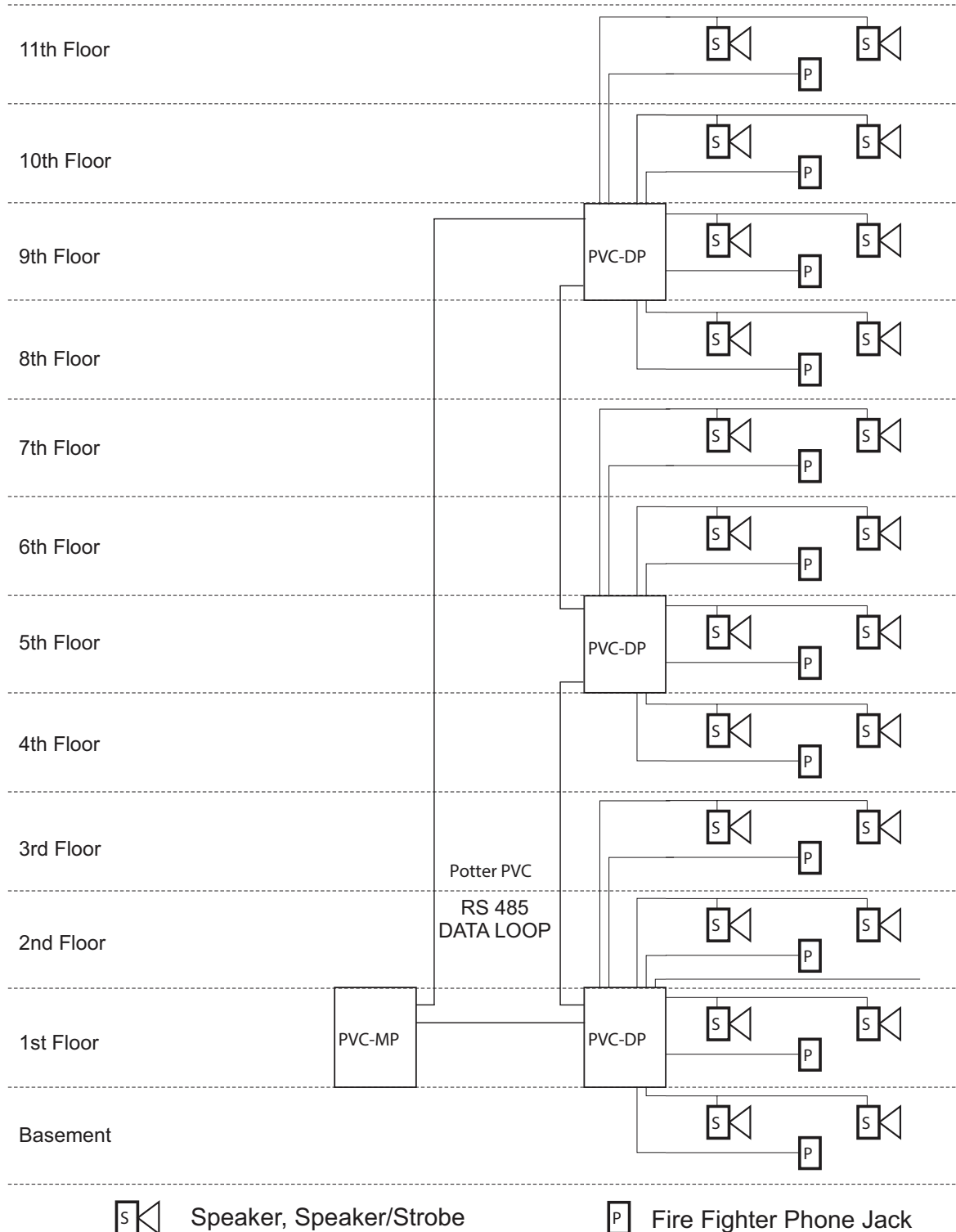
PVC-DP Distributed Panel



PVC-DP Distributed Panel



Potter PVC
High Rise Multiplex
11 Floor Typical Riser Diagram



Architect & Engineering Specifications

The voice evacuation system shall be Potter Systems Series PVC High Rise or approved equal. The Potter PVC system shall include one Master Panel and one or more Distributed Panels. The system shall be microprocessor based, and shall be compatible for use with contact closures from the Fire Alarm Control Panel, (FACP). The system shall have a high-speed communication bus and have the capacity for 6 channels of audio and data on a single pair of wires. The field wiring for the communication bus may be configured for either Style "6" or Style "7" supervision. The system shall have the capacity for Fire Fighters Phone communication.

The Master Panel shall contain an integral microphone, dual channel digital message repeater, (DMR) and digital tone generator, 120 VAC power supply, and battery charger. The system shall be modular in design, and shall be expandable such that additional system control point may be configured. The system shall include integral self-diagnostic routines that shall continually monitor system status, and shall indicate the precise type of trouble conditions should they occur in the system. A trouble condition within the system shall cause a trouble indication to be transmitted to the FACP.

Distributed panels shall provide a minimum of 4 Class "B" speaker circuits, expandable to sixteen total. Alternately, panel may be configured for 4 Class "A" speaker circuits, up to 8 total. Panel may be configured for 1 to 8 amplifiers. Panel must provide up to 6 simultaneous audio channels, up to 16 Fire Phone circuits. Amplifiers will contain their own power supplies, battery chargers and provide auxiliary power for other components. Speaker circuits shall be supervised for short and open circuit conditions, and shall be able to withstand transient or continuous short-circuit conditions without damage to the system.

System may be configured for General Alarm All Call operation, Alarm by Zone or Floor Above / Floor Below as required. Contact closures shall allow immediate broadcast of an alarm signal and evacuation message to the appropriate area. Non-Alarm areas may receive alert tones and messages as required or activated by the FACP.

The alarm signal/evacuation message shall be broadcast until the FACP is reset, or until emergency personnel interrupt the broadcast with a manual page.

To prevent unauthorized tampering, the voice evacuation system shall disable the microphone if the microphone is keyed continuously for 2 minutes or more. Systems that do not have this feature shall not be acceptable.