

### Specifications

Nominal Voltage	12V	
Nominal Capacity (20HR)	5AH	
Dimension	Length	90mm (3.54 inches)
	Width	70mm (2.76 inches)
	Height	101mm (3.98 inches)
	Total Height (with Terminal)	107mm (4.21 inches)
Approximate Weight	1.60 kg (3.53 lbs)	
Battery Type	Valve Regulated Lead-Acid Battery, AGM Design	
Terminal Type	T1	
Rated Capacity	5.00AH	(20hr, 1.75V/cell, 25°C/77°F)
	4.30AH	(10hr, 1.75V/cell, 25°C/77°F)
	3.85AH	(5hr, 1.75V/cell, 25°C/77°F)
	3.81AH	(3hr, 1.60V/cell, 25°C/77°F)
	2.83AH	(1hr, 1.60V/cell, 25°C/77°F)
Max. Discharge Current	67.5A	
Internal Resistance	40mΩ	
Operating Temp. Range	Discharge:	-20°C (-4°F)~50°C (122°F)
	Charge:	-20°C (-4°F)~50°C (122°F)
	Storage:	-20°C (-4°F)~40°C (104°F)
Nominal Operating Temp. Range	25±3°C (77±5°F)	
Container Material	ABS (Option: 94-HB & 94-V0 flame retardant case)	
Capacity affected by Temperature	40°C (104°F)	103%
	25°C (77°F)	100%
	0°C (32°F)	86%
Self Discharge	SigmasTek SP series batteries may be stored for up to 6 months at 25°C (77°F) and then a freshening charge is recommended. For higher temperatures the time interval will be shorter.	



### Applications

- Uninterruptible Power Supply (UPS)
- Electric wheelchairs, scooters, bikes
- Electronic apparatus and equipment
- Alarm and security systems
- Emergency first responder equipment
- Emergency lighting
- Medical devices
- Electric carts
- Telecom equipment
- Switchgear
- Solar power systems



### Constant Current Discharge (Amperes Per Battery) at 25°C (77°F)

F.V. (V/cell) \ Discharge Time	5min	10min	15min	30min	1h	2h	3h	5h	8h	10h	20h
1.60V	17.4	11.8	8.73	5.18	2.83	1.64	1.27	0.83	0.545	0.452	0.259
1.65V	15.7	10.9	8.17	4.90	2.80	1.58	1.23	0.81	0.540	0.447	0.257
1.70V	14.3	10.1	7.68	4.65	2.74	1.55	1.18	0.78	0.532	0.438	0.254
1.75V	13.0	9.24	7.19	4.46	2.65	1.51	1.15	0.77	0.524	0.430	0.250
1.80V	11.5	8.41	6.59	4.30	2.53	1.46	1.13	0.75	0.515	0.419	0.248
1.85V	8.57	6.58	5.45	3.64	2.26	1.34	1.05	0.69	0.486	0.406	0.246


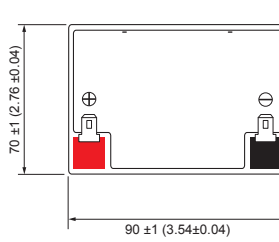
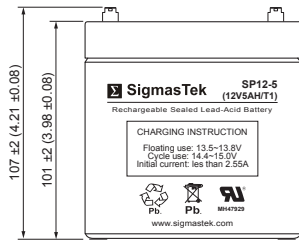
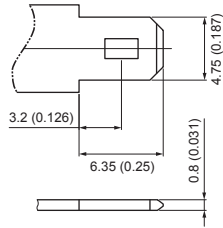
### Constant Power Discharge (Watts Per Cell) at 25°C (77°F)

F.V. (V/cell) \ Discharge Time	5min	10min	15min	30min	1h	2h	3h	5h	8h	10h	20h
1.60V	28.8	20.1	15.3	9.43	5.31	3.12	2.42	1.61	1.065	0.889	0.464
1.65V	26.7	18.9	14.5	9.00	5.29	3.00	2.36	1.56	1.057	0.881	0.462
1.70V	24.6	17.7	13.8	8.60	5.21	2.98	2.27	1.52	1.043	0.864	0.457
1.75V	23.0	16.6	13.1	8.31	5.06	2.91	2.22	1.49	1.030	0.848	0.449
1.80V	20.8	15.4	12.1	8.07	4.86	2.82	2.18	1.45	1.014	0.827	0.445
1.85V	15.7	12.2	10.2	6.95	4.37	2.60	2.04	1.36	1.959	0.803	0.441

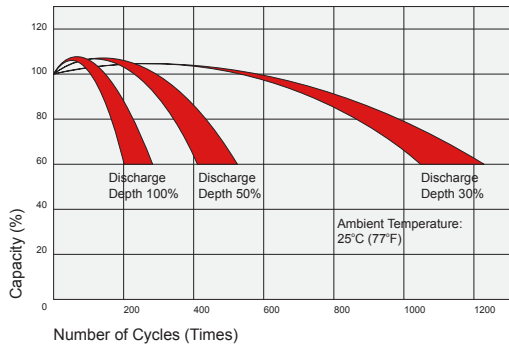
## Dimensions

### T1 Terminal

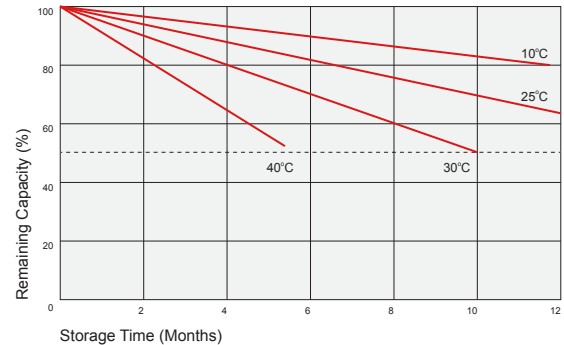
Unit: mm (inches)



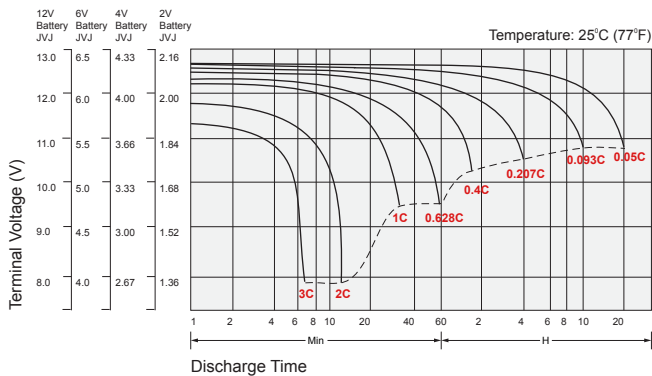
## Cycle Service Life



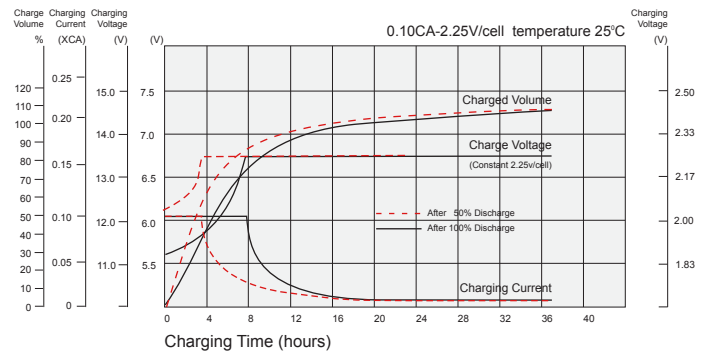
## Self Discharge Characteristics



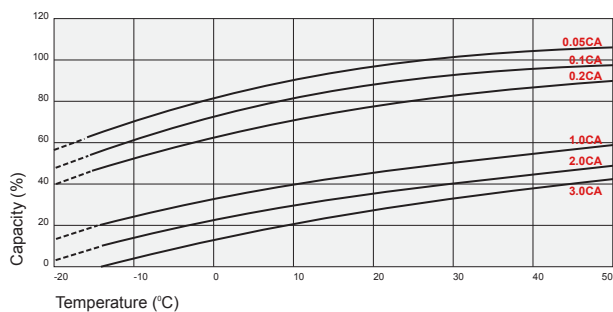
## Discharge Characteristics



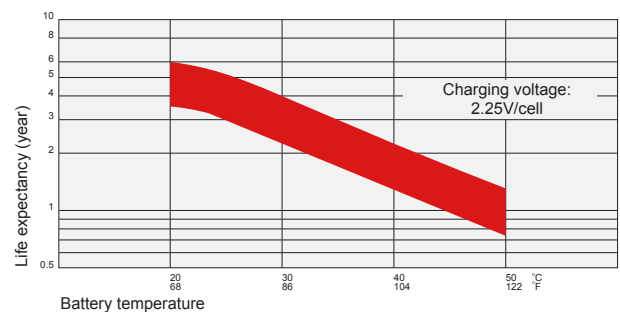
## Float Charging Characteristics



## Temperature Effects in Relation to Battery Capacity



## Temperature Effects on Long Term Float Life



## Contact Information

SigmasTek  
7651 W 100th Place  
Bridgeview, IL 60455, USA

T: (888) 988-8290  
www.sigmastek.com  
order@sigmastek.com