



SILENT KNIGHT

by Honeywell

IDP-Pull-DA Addressable Pull Station

Patented, U.S. Patent No. Des. 428,351; 6,380,846; Other Patents Pending

Document K200-20-00

156-2737-002

Description

The IDP-Pull-DA Addressable pull station is a non-coded, dual-action manual pull station with a key-lock reset feature. It provides Silent Knight intelligent fire alarm control panels (FACP) with one addressable alarm initiating input. The addressable module is housed inside the pull station. The IDP-Pull-DA is compatible with all Silent Knight intelligent panels that use the Intelligent Device Protocol (IDP). Refer to the FACP Installation Manual to determine if Intelligent Device Protocol is supported. The IDP-Pull-DA meets the ADAAG controls and operating mechanisms guidelines (section 4.1.3[13]), and the ADA requirement for a 5 lb. maximum pull force to activate the pull station. Operating instructions are molded into the pull station handle along with Braille text. Molded Terminal numbers are also present.

Ratings

Normal Operating Voltage: 24VDC.

Average Operating Current (LED Flash): 300 μ A.

Temperature Range: 32°F – 120°F (0°C – 49°C).

Relative Humidity Range: 10% - 93% non-condensing.

Installation

The IDP-Pull-DA Addressable pull station can be surface mounted to a SB-I/O surface backbox or semi-flush mounted on a standard single-gang, double-gang or 4" (10.16 cm) square electrical box. The optional BG-TR trim ring can be used if the IDP-Pull-DA is to be semi-flush mounted.

Operation

To activate the dual-action pull station, push in and pull down on the handle. The word 'ACTIVATED' appears after the handle is pulled down. This will remain until the pull station is reset.

The pull station includes one Single Pole, Single Throw (SPST) Normally Open (N/O) switch which closes upon activation of the pull station.

Resetting the Pull Station

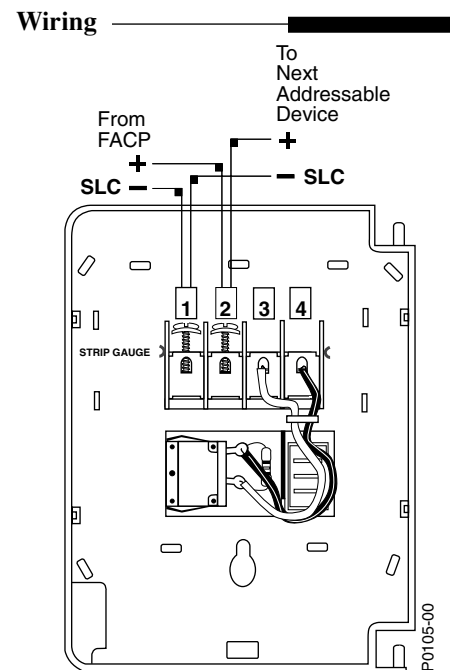
1. Insert the key into the lock and rotate 1/4 turn counterclockwise.
2. Open the door until the handle returns to normal.
3. Close and lock the door.



**IDP-Pull-DA
Addressable Pull Station**

Document K200-20-00

156-2737-002



NOTE: Closing the door automatically resets the switch to the 'Normal' position. Opening the door will not activate or deactivate the alarm switch.

CAUTION! Do not detach the door of the pull station during installation. The door of the pull station cannot be reattached to the backplate after the backplate has already been installed onto an electrical box.

CAUTION!

Install the Silent Knight IDP-Pull-DA addressable pull station in accordance with these instructions, applicable NFPA standards, national and local Fire and Electrical codes and the requirements of the AHJ (Authority Having Jurisdiction). Regular testing of the devices should be conducted in accordance with the appropriate NFPA standards. Failure to follow these directions may result in failure of the device to report an alarm condition. Silent Knight is not responsible for devices that have been improperly installed, tested or maintained.

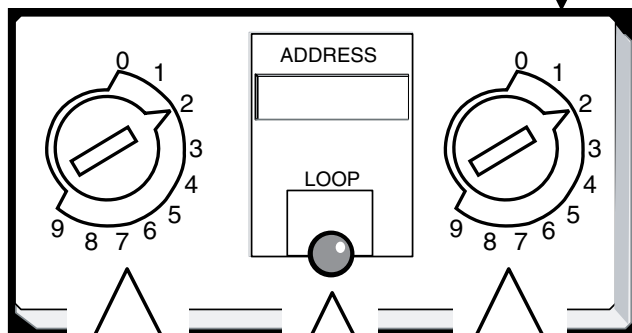
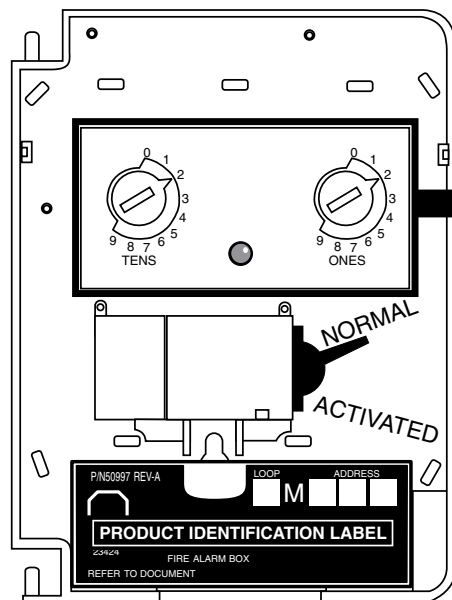
ADA Compliance

For ADA compliance, if the clear floor space only allows forward approach to an object, the maximum forward reach height allowed is 48 inches (121.92 cm). If the clear floor space allows parallel approach by a person in a wheelchair, the maximum side reach allowed is 54 inches (137.16 cm).

(over for Programming information) ➔

Setting the IDP-Pull-DA Address

The IDP-Pull-DA Addressable pull station is factory preset with address '00.' Set the address for the pull station by turning the rotary address switches on the addressable module mounted inside the pull station. Only one device per address is allowed. Multiple modules may not be set to the same address on the Signaling Line Circuit. Once the address is set, record it in the space provided on the product ID label located inside the pull station.



Note - Opening the pull station door will not activate or deactivate the alarm switch.

LED OPERATION

- Alarm:
Steady RED
- Normal Smartscan:
Flash GREEN

Note: LED is visible through translucent handle.

ROTARY ADDRESS SWITCHES