

T2MK77F16Q

Access & Power Integration Solution



Altronix T2MK77F16Q kit consists of Trove2 enclosure, TM2 Altronix & Mercury backplane and TMV2 door backplane with two 24VDC @ 10A power supply/chargers, Network communication module, 12VDC voltage regulator, eight (8) fuse protected output dual voltage power distribution module and two eight (8) fuse protected output access control modules. This kit also accommodates various combinations of Mercury* boards for up to sixteen (16) doors in a single enclosure. Trove simplifies board layout and wire management, reduces installation time and labor costs.

***Also compatible with these authentic Mercury partners:**

AccessNsite, Avigilon, BadgePass, BluBox, Feenics, Genetec, Identocard, IMRON, Johnson Controls, Kastle, Keri Systems, Lenel/S2, LockState, Maxxess, Midpoint Security, NLSS, Open Options, Panasonic Video Insight, Quintron, RS2, Schneider Electric, Vanderbilt



T2MK77F16Q

Key Features

- Accommodates the following Mercury controllers:
Mercury: LP1501, LP1502, LP2500, LP4502, MR16IN, MR16OUT, MR50, MR52, MR62e, MUX8.
- Convenient knockout configuration:
 - One (1) single knockout 2.415" (2" Conduit).
 - Sixteen (16) double knockouts 1.362" (1" Conduit) / 1.115" (3/4" Conduit).
- 16 AWG galvanized steel backplane simplifies board layout and wire management.
- Supervision
 - AC Fail
 - Low Battery and Battery Presence
 - Low power shutdown.
- Management interface for up to two (2) eFlow power supply/chargers.
- Management interface software included (USB flash drive)
- Agency Listings:
 - All Altronix components of this Trove kit are UL Listed sub-assemblies. Please refer to the Sub-Assembly Installation Guides for further information
 - UL: UL294 - Access Control System
 - cUL: CAN/ULC - s319-05 - Electronic Access Control Systems
 - CE European Conformity.
- Enclosure accommodates up to four (4) 12VDC/12AH batteries
- Lifetime Warranty*

**Altronix Power Supply/Chargers and Sub-Assemblies only*

Accessories (order separately)



WM5

WM5, WM25, WM100 - Magnetic Cable Tie Mounts

Altronix WM5, WM25, and WM100 are packs of 5, 25 or 100 magnetic cable tie mounts respectively. They accommodate standard zip ties or velcro straps. These are ideal for wire management in our Trove series.



Mounting Magnet

MM4, MM8, MM12, MM24 - Magnetic Mounting Solution

Altronix mounting magnets accommodate screws and nylon standoffs to allow for mounting various boards/ accessories in any metal enclosure or backplane.

Specifications
Two (2) Power Supplies (eFlow104NB):
Input

Voltage	120VAC, 60Hz, 9A max.
Input Fuse	6.3A/250V

Output

Voltage	24VDC @ 10A
Auxiliary	1A (unswitched)
Protection	Overvoltage protection. Filtered and regulated

Battery Backup

Type	Sealed lead acid or gel type
Fuse Rating	15A/32VDC
Failover	Upon AC loss, instantaneous

Fire Alarm Disconnect

Supervised	Latching or non-latching
EOL	10K Resistor

Supervision

AC Failure	Form "C" contacts
Battery	Form "C" contacts

Low DC Power Shutdown

Shuts down DC output terminals if battery voltage drops below 70-75% for 24V units (depending on the power supply). Prevents deep battery discharge

Indicators (LED)

AC Input	120VAC is present
DC Output	Powered
Battery	Discharged or not connected

Network Communication Module (LINQ2):
Status Monitoring

AC status; Output current draw; Unit's temperature;
DC output voltage; Low Battery/Battery presence detection.
Input trigger state change; Output (relay and power supply) state change

Programming

Battery service date indication
Programmable via USB or web browser
Automated timed events:
- Control output relays and power supply via flexible timing parameter

Reporting

Programmable dashboard notifications
E-mail notification selectable by event
Event log tracks history (100+ events)

Indicators (LED)

Blue LED: Power ON.

Voltage Regulator (VR6):
Input

Voltage	24VDC from eFlow104NB
---------	-----------------------

Output

Voltage	12VDC
Current	6A continuous
Other	Surge suppression

Indicators (LED)

Input	24VDC is present
Output	Powered

Dual Input Power Distribution Module (PDS8)
Input

Voltage	12VDC from VR6 and 24VDC from eFlow104NB
Input Fuse	10A/32V

Outputs

Voltage 12VDC and/or 24VDC
Any of the eight (8) power outputs are selectable to follow power Input 1 or Input 2
Individual outputs may be set to OFF position for servicing

Outputs Ratings

Fuses	3A/32V
-------	--------

Indicators (LED)

DC Output	Eight (8) individual output LEDs
Green:	12VDC
Red:	24VDC

Two (2) Access Power Controllers (ACM8):
Input

Voltage	24VDC from eFlow104NB
Input Fuse	10A/250V

Outputs

Voltage 24VDC
Eight (8) 24VDC independently controlled fused outputs:
a) Fail-Safe and/or Fail-Secure power outputs.
Form "C" Relays rated 28VAC or VDC @ 2.5A
b) Auxiliary power outputs (unswitched)
c) Any combination of the above.

Output Fuses	3.5A/250V
--------------	-----------

Indicators (LED)

Red LEDs	Outputs are triggered (relays energized)
Green LED	FACP disconnect is triggered

T2MK77F16Q Kit:
Agency Listings

All components of this Trove kit are UL Listed sub-assemblies
Please refer to the corresponding Sub-Assembly Installation Guides for further information

CE	European Conformity
----	---------------------

Physical and Environmental:
Dimensions (H x W x D)

27.25" x 21.5" x 6.5" (692.2mm x 546.1mm x 165.1mm)

Weight (approx.)

Product	49.8 lb. (22.59 kg)
Shipping	53.55 lb. (24.29 kg)

Temperature

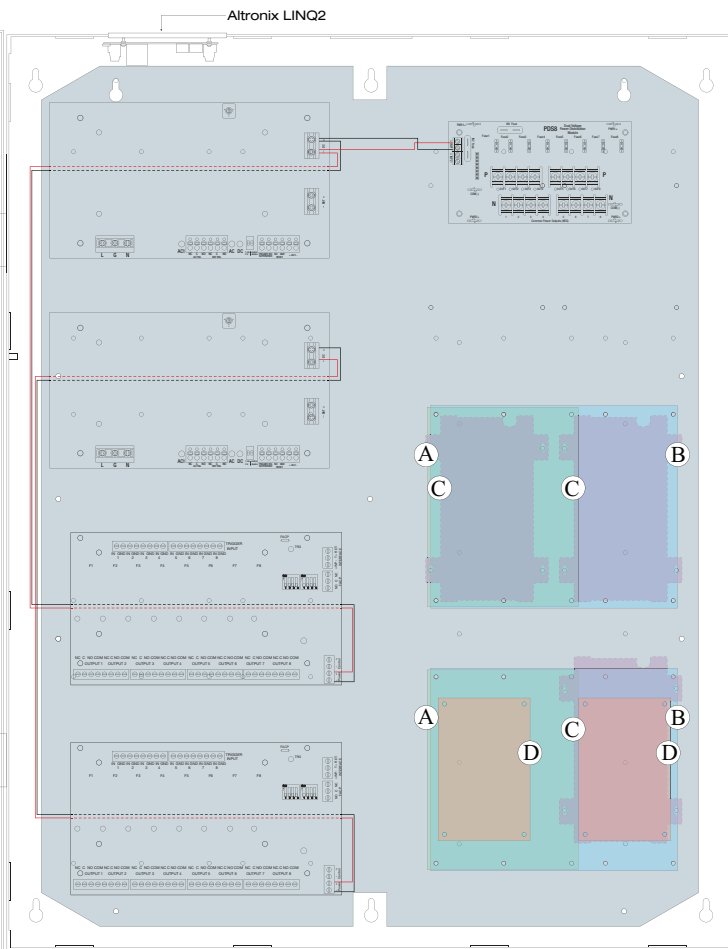
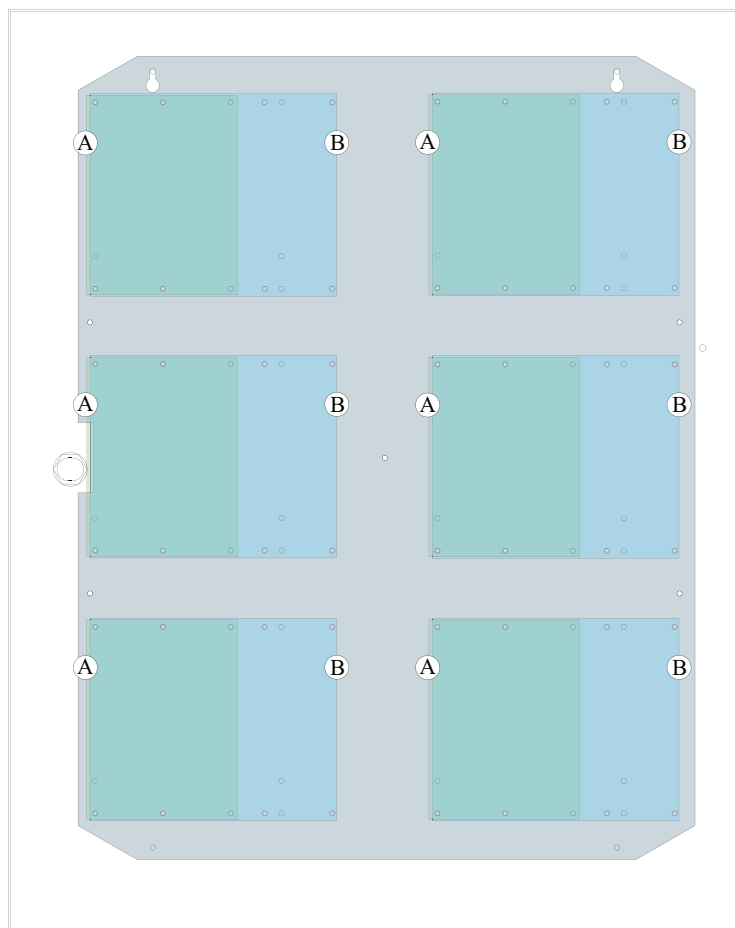
Operating	0°C to 49°C (32°F to 120°F)
Storage	-20°C to 70°C (-4°F to 158°F)

Relative Humidity 85% +/-5%

BTU/Hr. (approx.): 289 BTU/Hr.

Access Controller Position Chart for the Following Models:

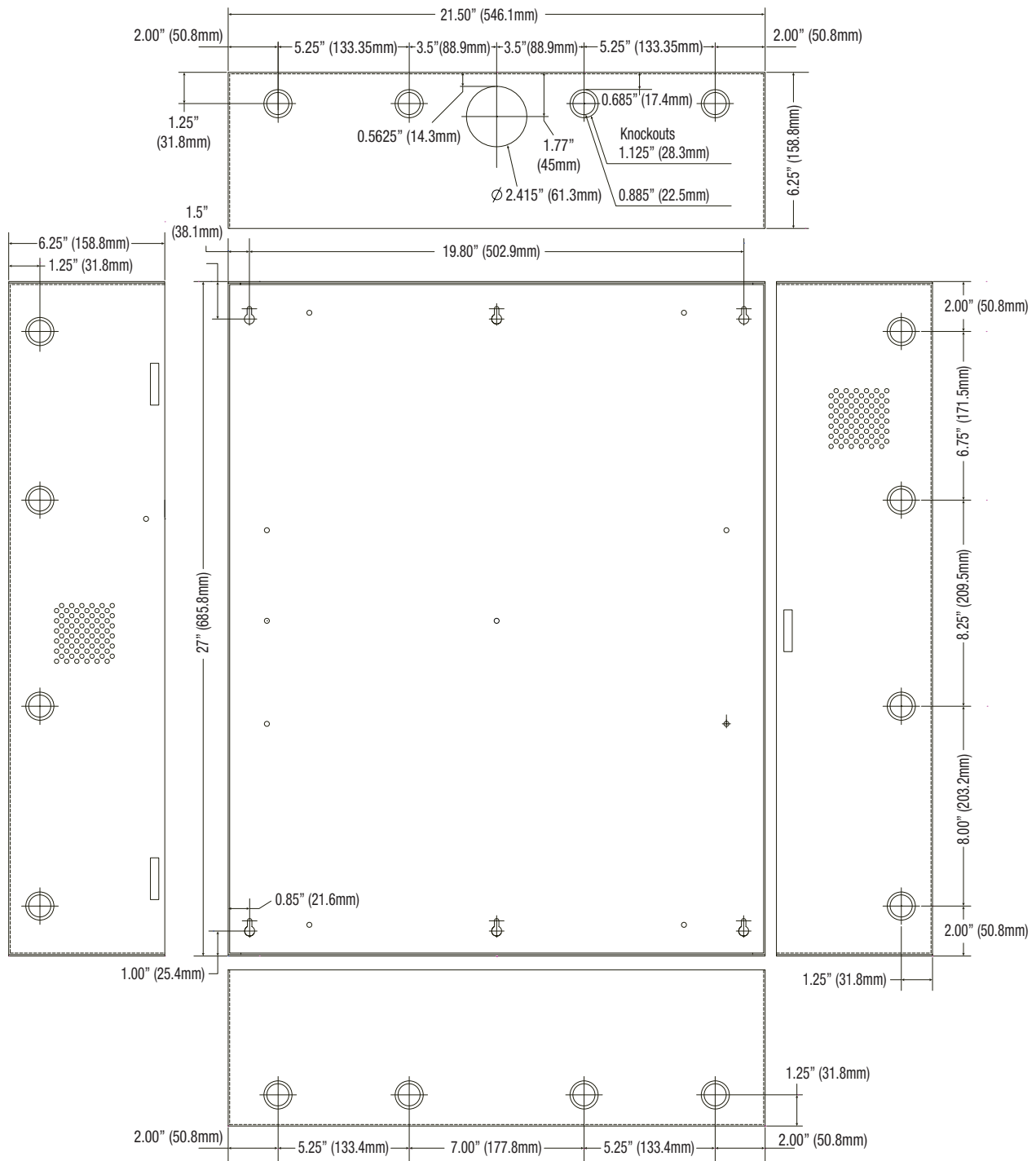
Mercury	Pem Mounting
LP2500, MUX8	(A)
LP1502, LP4502, MR52, MR16IN, MR16OUT	(B)
LP1501, MR62e	(C)
MR50	(D)



Dimensions and Drawing

Dimensions (H x W x D approximate)

27.25" x 21.5" x 6.5" (692.2mm x 546.1mm x 165.1mm)



Lifetime Warranty