

CIRCUIT BREAKER 400V 6KA, 3-POLE, C, 32A, D=70MM



Figure similar

| Model | | |
|--|---|--------------------------------|
| product brand name | | SENTRON |
| Product designation | | 5SY miniature circuit breaker |
| Design of the product | | 5SY miniature circuit breakers |
| General technical data | | |
| Number of poles | | 3 |
| Number of poles / Note | | 3P |
| Tripping characteristic class | | C |
| circuit-breaker / Design | | 5SY6 |
| Mechanical service life (switching cycles) / typical | | 20 000 |
| Overvoltage category | | 3 |
| Voltage | | |
| Type of voltage | | AC/DC |
| Insulation voltage | | |
| <ul style="list-style-type: none"> with multi-phase operation / at AC / Rated value | V | 440 |
| Supply voltage | | |
| Supply voltage / at AC / Rated value | V | 400 |

| | | |
|--|----|----|
| Supply voltage frequency / Rated value | Hz | 50 |
|--|----|----|

Protection class

| | | |
|------------------------------|--|---------------------------------|
| Protection class IP | | IP20, with connected conductors |
| Energy limiting class | | 3 |

Switching capacity

| | | |
|---|----|----|
| Switching capacity current | | |
| • at DC / acc. to IEC 60947-2 / Rated value | kA | 15 |
| • acc. to EN 60898 / Rated value | kA | 6 |
| • acc. to IEC 60947-2 / Rated value | kA | 15 |

Dissipation

| | | |
|--|---|-----|
| Active power loss | | |
| • for rated value of the current / at AC / in hot operating state / per pole | W | 2.6 |

Electricity

| | | |
|---|---|-------|
| rated current I _n / IEC, DIN/VDE / at 40 Cel | A | 30.72 |
| Current / at AC / Rated value | A | 32 |

Product details

| | | |
|--|--|-----|
| Product feature / Touch protection | | Yes |
| Product component | | |
| • combined terminal top | | Yes |
| • combined terminal bottom | | Yes |
| Product property | | |
| • Properties for main switches in accordance with EN 60204-1 | | Yes |
| • halogen-free | | Yes |
| • sealable | | Yes |
| • silicon-free | | Yes |
| Product expansion / can be installed / supplementary devices | | Yes |

Product function

| | | |
|--|--|----|
| Product function / neutral conductor switching | | No |
|--|--|----|

Short circuit

| | | |
|---|----|----|
| Breaking capacity short-circuit current (I_{cn}) | | |
| • at AC / acc. to UL 1077 and CSA C22.2 No.235 | kA | 5 |
| • at DC / acc. to EN 60898-2 | kA | 10 |

Number

| | | |
|---|--|---|
| Number of test cycles / for environmental testing / acc. to IEC 60068-2-30 | | 6 |
|---|--|---|

Connections

| | | |
|--|-----------------|------|
| Connectable conductor cross-section / stranded | | |
| • minimum | mm ² | 0.75 |
| • maximum | mm ² | 35 |
| Connectable conductor cross-section | | |
| • solid | | |
| — minimum | mm ² | 0.75 |
| — maximum | mm ² | 35 |
| • finely stranded / with core end processing | | |
| — minimum | mm ² | 0.75 |
| — maximum | mm ² | 25 |
| AWG number / as coded connectable conductor cross section | | |
| • minimum | | 14 |
| • maximum | | 4 |
| Tightening torque [lbf·in] / with screw-type terminals | | |
| • minimum | lbf·in | 22 |
| • maximum | lbf·in | 26 |
| Tightening torque / with screw-type terminals | | |
| • minimum | N·m | 2.5 |
| • maximum | N·m | 3 |
| Position / of power supply cord | | Any |

Mechanical Design

| | | |
|------------------------------|----|-----------------------|
| Height | mm | 90 |
| Width | mm | 54 |
| Depth | mm | 76 |
| mounting position | | any |
| Installation depth | mm | 70 |
| Number of width units | | 3 |
| Mounting type | | Quick assembly system |
| Net weight | g | 455 |

Environmental conditions

| | | |
|---|----|---|
| Influence of the surrounding temperature | | Max. 95% humidity |
| Shock resistance / acc. to IEC 60068-2-27 | | 150m/s ² at 11ms half-sine |
| Vibration resistance / acc. to IEC 60068-2-6 | | 50m/s ² at 25 to 150Hz and 60m/s ² at 35Hz (4sec) |
| Ambient temperature | | |
| • minimum | °C | -25 |
| • maximum | °C | 55 |
| • during storage / minimum | °C | -40 |
| • during storage / maximum | °C | 75 |

Certificates

| | | |
|--|--|---|
| Equipment marking / acc. to DIN EN 61346-2 | | F |
|--|--|---|

General Product Approval



CCC



IMQ



UL



VDE



[sonstig](#)

General
Product
Approval

[KTL](#)

Declaration of
Conformity



EG-Konf.

Test
Certificates

[sonstig](#)

Shipping Approval



BUREAU
VERITAS



DNV



GL

Shipping Approval



LRS



RINA

Further information

Information- and Downloadcenter (Catalogs, Brochures,...)

<http://www.siemens.com/lowvoltage/catalogs>

Industry Mall (Online ordering system)

<https://eb.automation.siemens.com/mall/en/WW/Catalog/Product/5SY63327>

Service&Support (Manuals, Certificates, Characteristics, FAQs,...)

<http://support.automation.siemens.com/WW/view/en/5SY63327/all>

Image database (product images, 2D dimension drawings, 3D models, device circuit diagrams, ...)

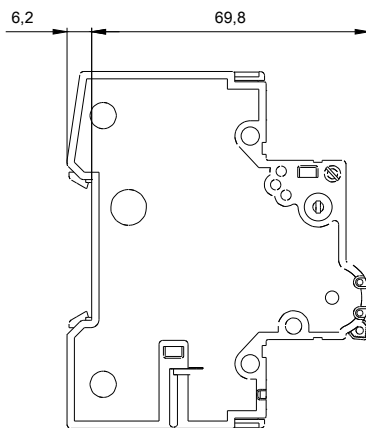
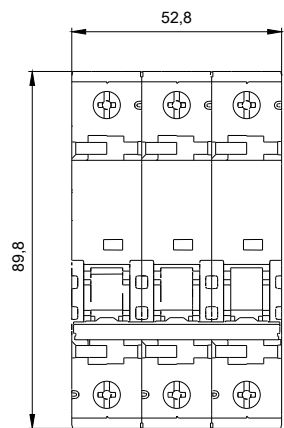
http://www.automation.siemens.com/bilddb/cax_en.aspx?mlfb=5SY63327

CAX-Online-Generator

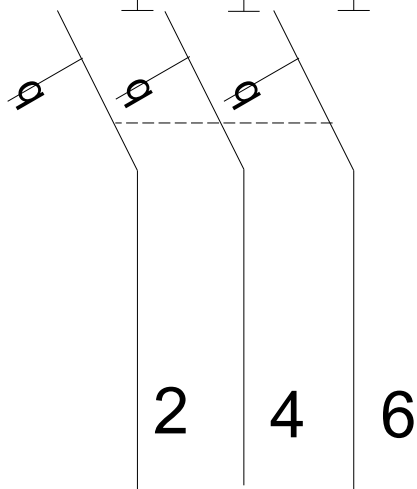
<http://www.siemens.com/cax>

Tender specifications

<http://ausschreibungstexte.siemens.com/tiplv>



X¹ X³ X⁵



last modified:

07.08.2015