

### Specifications

Nominal Voltage	12V	
Nominal Capacity (20HR)	7AH	
Dimension	Length	151mm (5.95 inches)
	Width	65mm (2.56 inches)
	Height	94mm (3.70 inches)
	Total Height (with Terminal)	100mm (3.94 inches)
	Approximate Weight	2.05 kg (4.52 lbs)
Battery Type	Valve Regulated Lead-Acid Battery, AGM Design	
Terminal Type	T1	
Rated Capacity	7.20AH	(20hr, 1.75V/cell, 25°C/77°F)
	6.70AH	(10hr, 1.75V/cell, 25°C/77°F)
	5.95AH	(5hr, 1.75V/cell, 25°C/77°F)
	6.54AH	(3hr, 1.60V/cell, 25°C/77°F)
	4.20AH	(1hr, 1.60V/cell, 25°C/77°F)
Max. Discharge Current	105A	
Internal Resistance	30mΩ	
Operating Temp. Range	Discharge:	-20°C(-4°F)~50°C (122°F)
	Charge:	-20°C(-4°F)~50°C (122°F)
	Storage:	-20°C(-4°F)~40°C (104°F)
Nominal Operating Temp. Range	25±3°C (77±5°F)	
Container Material	ABS (Option: 94-HB & 94-V0 flame retardant case)	
Capacity affected by Temperature	40°C (104°F)	103%
	25°C (77°F)	100%
	0°C (32°F)	86%
Self Discharge	SigmasTek SP series batteries may be stored for up to 6 months at 25°C (77°F) and then a freshening charge is recommended. For higher temperatures the time interval will be shorter.	



### Applications

- Uninterruptible Power Supply (UPS)
- Electric wheelchairs, scooters, bikes
- Electronic apparatus and equipment
- Alarm and security systems
- Emergency first responder equipment
- Emergency lighting
- Medical devices
- Electric carts
- Telecom equipment
- Switchgear
- Solar power systems



### Constant Current Discharge (Amperes Per Battery) at 25°C (77°F)

F.V. (V/cell) \ Discharge Time	5min	10min	15min	30min	1h	2h	3h	5h	8h	10h	20h
1.60V	27.6	17.6	12.8	7.83	4.20	2.55	2.18	1.29	0.79	0.70	0.39
1.65V	25.6	17.2	12.4	7.50	4.16	2.50	1.85	1.26	0.78	0.70	0.37
1.70V	23.7	17.1	12.0	6.80	4.00	2.45	1.75	1.23	0.78	0.67	0.36
1.75V	23.4	16.5	11.7	6.48	3.92	2.42	1.70	1.19	0.77	0.67	0.36
1.80V	20.7	15.4	10.6	6.00	3.65	2.36	1.67	1.18	0.76	0.66	0.35
1.85V	20.5	13.8	10.5	5.88	3.52	2.20	1.50	1.11	0.72	0.65	0.34

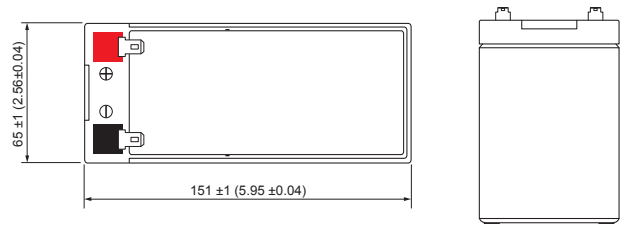
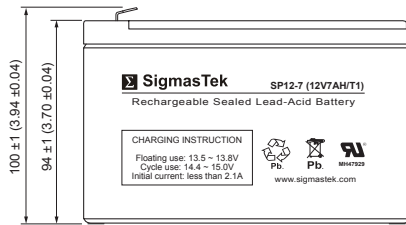
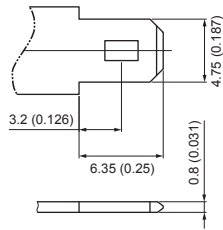
### Constant Power Discharge (Watts Per Cell) at 25°C (77°F)

F.V. (V/cell) \ Discharge Time	5min	10min	15min	30min	1h	2h	3h	5h	8h	10h	20h
1.60V	302	197	150	87	49.1	24.4	19.1	13.0	9.00	7.24	3.81
1.65V	291	189	147	86	48.7	25.2	19.0	13.0	8.94	7.24	3.81
1.70V	280	186	146	85	48.0	25.0	18.9	12.9	8.81	7.22	3.80
1.75V	264	179	141	83	47.2	24.4	18.7	12.9	8.71	7.18	3.79
1.80V	228	171	135	80	45.8	23.6	18.4	12.7	8.57	7.18	3.72
1.85V	226	160	125	74	40.0	21.0	17.0	12.0	8.10	6.90	3.70

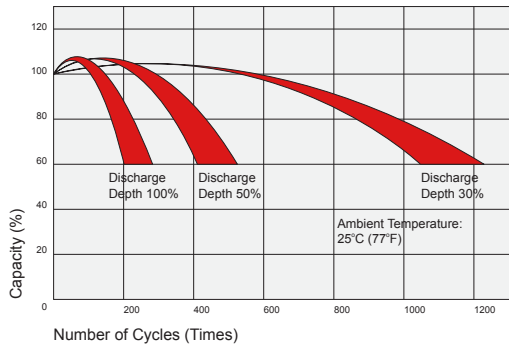
## Dimensions

### T1 Terminal

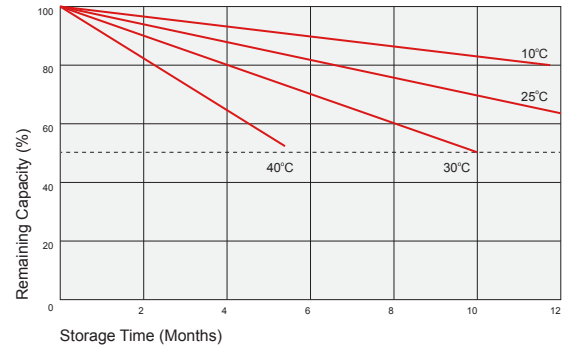
Unit: mm (inches)



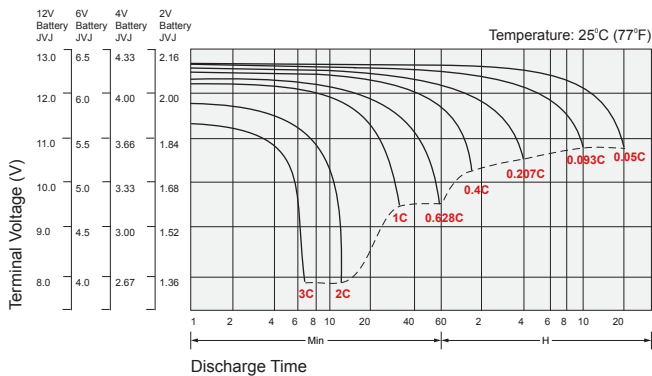
## Cycle Service Life



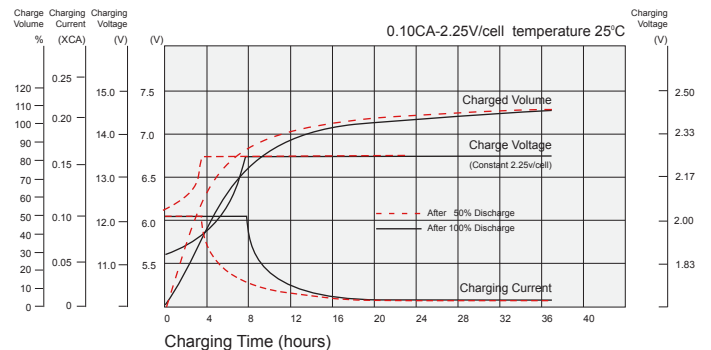
## Self Discharge Characteristics



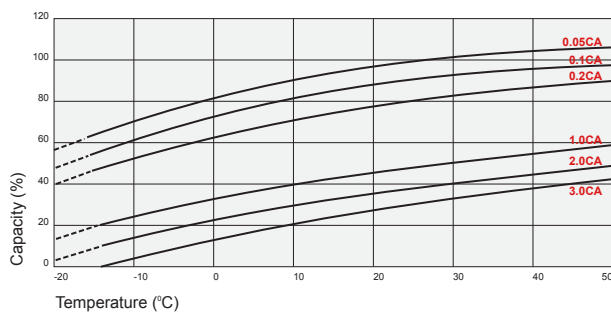
## Discharge Characteristics



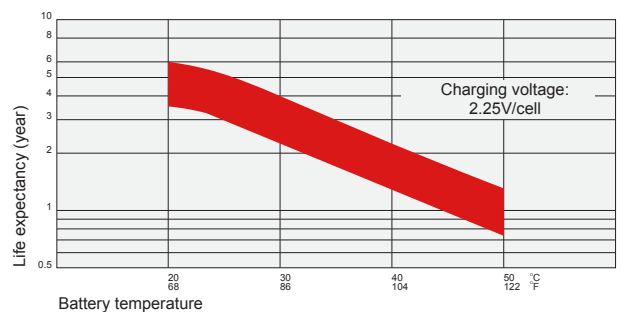
## Float Charging Characteristics



## Temperature Effects in Relation to Battery Capacity



## Temperature Effects on Long Term Float Life



## Contact Information

SigmasTek  
7651 W 100th Place  
Bridgeview, IL 60455, USA

T: (888) 988-8290  
www.sigmastek.com  
order@sigmastek.com