SigmasTek

SP6-0.5
(6V0.5AH/WL)

Specifications

Nominal Voltage	6V	
Nominal Capacity (20HR)	0.5AH	
Dimension	Length	57mm (2.24 inches)
	Width	14mm (0.55 inches)
	Height	50mm (1.97 inches)
	Total Height (with Terminal)	50mm (1.97 inches)
Approximate Weight	0.10 kg (0.22 lbs)	
Battery Type	Valve Regulated Lead-Acid Battery, AGM Design	
Terminal Type	WL	
Rated Capacity	0.50AH	(20hr,1.75V/cell,25°C/77°F)
	0.48AH	(10hr,1.75V/cell,25°C/77°F)
	0.42AH	(5hr,1.75V/cell,25°C/77°F)
	0.42AH	(3hr,1.60V/cell,25°C/77°F)
	0.31AH	(1hr,1.60V/cell,25°C/77°F)
Max. Discharge Current	7.5A	
Internal Resistance	200mΩ	
Operating Temp. Range	Discharge:	-20°C(-4°F)~50°C(122°F)
	Charge:	-20°C(-4°F)~50°C(122°F)
	Storage:	-20°C(-4°F)~40°C(104°F)
Nominal Operating Temp. Range	25±3°C (77±5°F)	
Container Material	ABS (Option: 94-HB & 94-V0 flame retardant case)	
Capacity affected by Temperature	40°C (104°F)	103%
	25°C (77°F)	100%
	0°C (32°F)	86%
Self Discharge	SigmasTek SP series batteries may be stored for up to 6 months at 25°C (77°F) and then a freshening charge is recommended. For higher temperatures the time interval will be shorter.	

Applications

- Uninterruptible Power Supply (UPS)
- Electric wheelchairs, scooters, bikes
- Electronic apparatus and equipment
- Alarm and security systems
- Emergency first responder equipment
- Emergency lighting
- Medical devices
- Electric carts
- Telecom equipment
- Switchgear
- Solar power systems

MH47929

Constant Current Discharge (Amperes Per Battery) at 25°C (77°F)

F.V. (V/cell) \ Discharge Time	5min	10min	15min	30min	1h	2h	3h	5h	8h	10h	20h
1.60V	1.930	1.311	0.971	0.575	0.314	0.183	0.141	0.093	0.061	0.050	0.026
1.65V	1.750	1.208	0.907	0.545	0.311	0.175	0.137	0.090	0.060	0.050	0.026
1.70V	1.587	1.119	0.853	0.516	0.304	0.173	0.131	0.087	0.059	0.049	0.026
1.75V	1.441	1.027	0.799	0.496	0.295	0.168	0.128	0.085	0.058	0.048	0.025
1.80V	1.278	0.934	0.732	0.478	0.282	0.162	0.125	0.083	0.057	0.046	0.025
1.85V	0.952	0.731	0.606	0.405	0.251	0.149	0.116	0.077	0.054	0.045	0.025

Constant Power Discharge (Watts Per Cell) at 25°C (77°F)

F.V. (V/cell) \ Discharge Time	5min	10min	15min	30min	1h	2h	3h	5h	8h	10h	20h
1.60V	3.199	2.228	1.968	1.048	0.590	0.346	0.269	0.178	0.118	0.099	0.052
1.65V	2.969	2.100	1.615	1.000	0.588	0.334	0.262	0.173	0.117	0.098	0.051
1.70V	2.732	1.964	1.530	0.956	0.579	0.331	0.253	0.169	0.116	0.096	0.051
1.75V	2.551	1.844	1.453	0.923	0.563	0.323	0.246	0.165	0.114	0.094	0.050
1.80V	2.321	1.706	1.347	0.897	0.540	0.313	0.243	0.162	0.113	0.092	0.049
1.85V	1.741	1.351	1.130	0.772	0.485	0.289	0.227	0.151	0.107	0.089	0.049

Dimensions

WL Terminal

Unit: mm (inches)

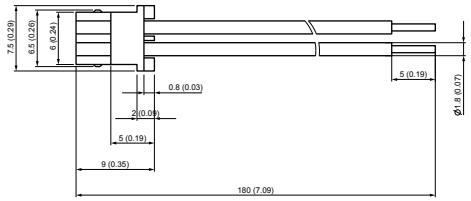

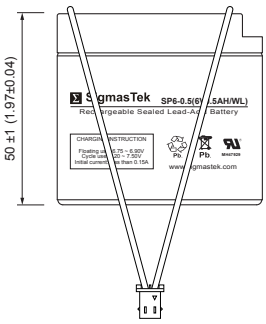

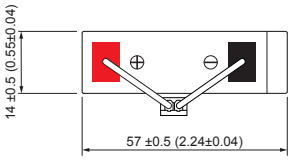

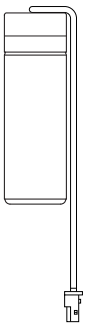

Cycle Service Life

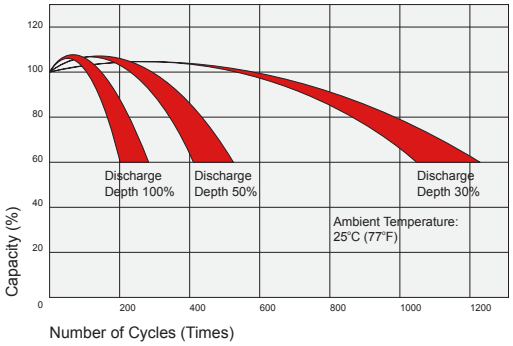

Self Discharge Characteristics

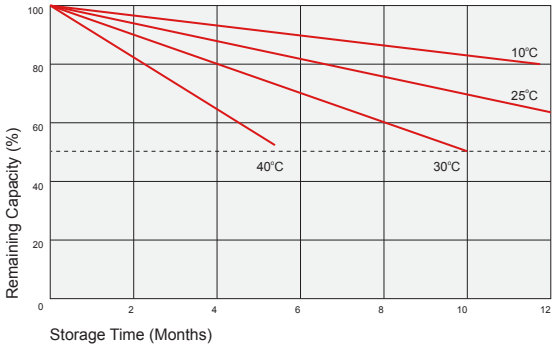

Discharge Characteristics

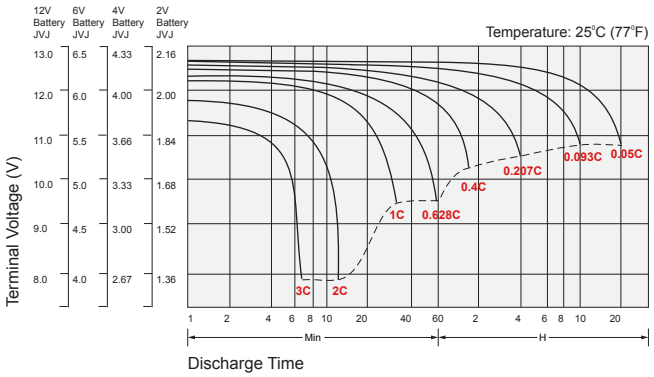

Float Charging Characteristics

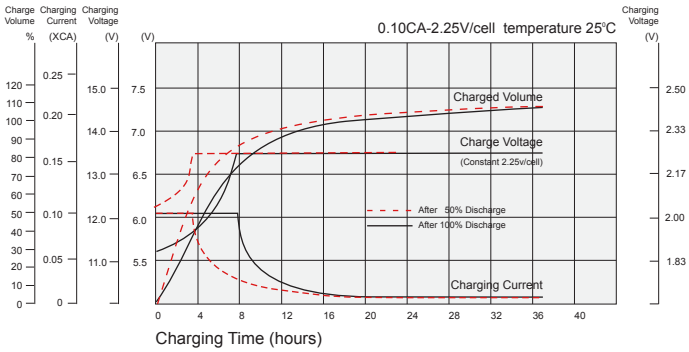

Temperature Effects in Relation to Battery Capacity

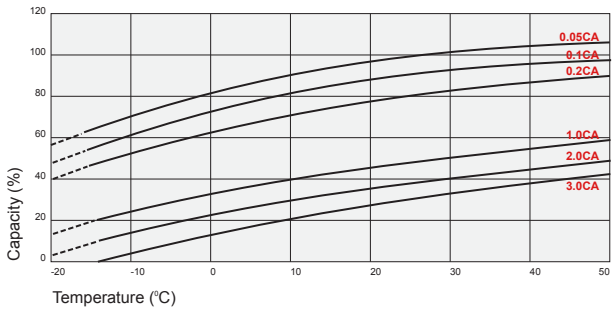

Temperature Effects on Long Term Float Life

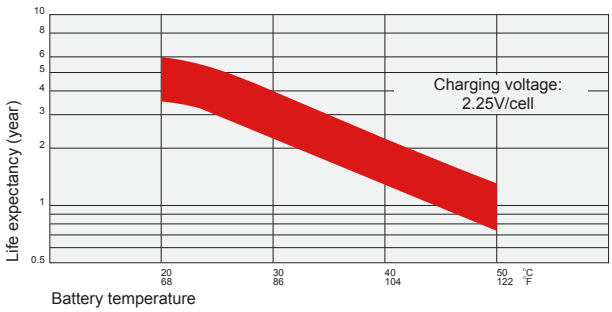

Contact Information

SigmasTek
7651 W 100th Place
Bridgeview, IL 60455 USA

T: (888) 988-8290
www.sigmastek.com
order@sigmastek.com