

Features

4100ES Box and door options:

- Boxes are available sized for one, two, or three equipment bays, each with a battery bay located at the bottom
- Colors include platinum or red
- Doors are glass front with modular dress panels, or solid
- Models are available with box and door combined for single package shipping, or packaged separately
- Enclosures are NEMA 1 rated
- Refer to individual 4100ES data sheets for product application listings (see list on page 2)

Door and dress panel selection is coordinated with cabinet function:

- Glass doors with modular dress panels provide visibility of annunciation and interface modules for Control Panels, Network Display Units (NDU), and Remote Annunciators
- Solid doors are for MINIPLEX Transponders and utility function cabinets where module visibility is not required

4100ES Enclosure details:

- Latching dress panels easily lift off for internal access
- Smooth box surfaces are provided for locally cutting conduit entrance holes exactly where required
- Alignment markers are provided at the top and bottom of each box side for 6" (152 mm) or 4" (102 mm) wall studs
- Knockout screw/nail holes are supplied for semi-flush mounting

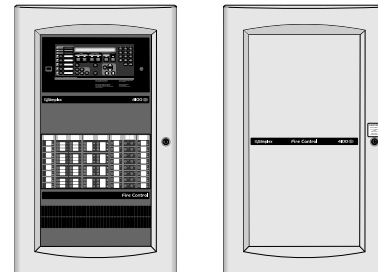
Upright cabinet rack packaging reference:

- For use with Bud Industries Inc. special cabinet rack model number 45964
- Refer to page 2 for cabinet rack listing

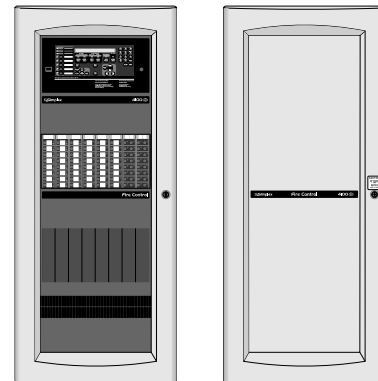
* For 4100ES one, two, and three bay cabinets with associated equipment: Products are listed by the California State Fire Marshal (CSFM) pursuant to Section 13144.1 of the California Health and Safety Code. See CSFM Listing 7165-0026:251 for allowable values and/or conditions concerning material presented in this document. Accepted for use – City of New York Department of Buildings – MEA35-93E. Additional listings may be applicable, contact your local Simplex® product supplier for the latest status. Listings and approvals under Simplex Time Recorder Co. are the property of Tyco Fire Protection Products.




4100ES One Bay Cabinets



4100ES Two Bay Cabinets



4100ES Three Bay Cabinets



Cabinet Rack Enclosure (shown with door open)

Enclosure Selection Chart (refer to pages 3 and 4 for dimensions)

Combined Box and Door Selection (select if box and door are to be shipped together)

Description	Platinum 1 Bay	Platinum 2 Bay	Platinum 3 Bay	Red 1 Bay	Red 2 Bay	Red 3 Bay
Box with Glass Door and Dress Panel	2975-9444	2975-9445	2975-9446	2975-9441	2975-9442	2975-9443
Box with Solid Door	2975-9450	2975-9451	2975-9452	2975-9447	2975-9448	2975-9449

Separate Box and Door Selection (select if boxes and doors are required to be shipped separately)

Description	Platinum 1 Bay	Platinum 2 Bay	Platinum 3 Bay	Red 1 Bay	Red 2 Bay	Red 3 Bay
Box	2975-9438	2975-9439	2975-9440	2975-9407	2975-9408	2975-9409
Glass Door and Dress Panel	4100-2104	4100-2105	4100-2106	4100-2124	4100-2125	4100-2126
Solid Door	4100-2114	4100-2115	4100-2116	4100-2134	4100-2135	4100-2136

Cabinet Rack Mounting (refer to page 4 for additional details)

Model	Description	#45964 Listings
#45964, from Bud Industries Inc.	Special upright cabinet rack for 4100ES; 19" (483 mm) E.I.A.; gray texture; includes front polycarbonate door and rear louvered door, both keyed with Simplex "B" keys	UL and ULC listed only as of document revision date; cabinets are listed with the Simplex 4100ES product line
4100-2140	Master Controller Rack Mount Kit, one required per master controller	Master Controller and Option Bays each require 9 Rack Units; 15.75" height (400 mm)
4100-2145	Option Bay Rack Mounting Kit, one required per expansion bay	
4100-2144	Power Distribution Module (PDM) Rack Mount Kit, order PDM separately per system voltage, one required per cabinet rack	

Power Distribution Modules

Model	Voltage	Description
4100-0634	120 VAC	Power Distribution Module (PDM); select per system voltage; one required per 4100ES box or cabinet rack
4100-0635	220/230/240 VAC	

Miscellaneous Accessories

Model	Description	
4100-9856	Canadian French Appliqué Kit, for 1, 2, or 3 bay sizes	
4100-9857	4100ES Appliqué Retrofit Kit, for 1, 2, or 3 bay sizes; use to identify 4100ES features when new door is not used; included with Master Controller Upgrade kits as detailed on data sheet S4100-0031	
4100-9835	Termination and Address Label Kit, for module marking	NOTE: One kit is supplied for each cabinet; order this if required for additional field module installation
4100-9837	Green LED Power-on Indicator Kit, required for ULC listing of MINIPLEX transponder	Mounts using knockout provided in solid door
2975-9813	Platinum semi-flush box trim	1 ⁷ / ₁₆ " (37 mm) wide, four corners and trim pieces for top, bottom, and sides
2975-9812	Red semi-flush box trim	

Battery Reference

Model	Capacity	Model	Capacity	Battery Notes
2081-9272	6.2 Ah	2081-9287	25 Ah	1. Sealed lead-acid batteries, 12 VDC each; two required per battery location. 2. Battery selection is required if batteries are internal. 3. Select one size per battery set 4. Refer to data sheet S2081-0006 for battery details.
2081-9274	10 Ah	2081-9276	33 Ah	
2081-9288	12.7 Ah	2081-9296	50 Ah	
2081-9275	18 Ah			

Battery Accessories

Model	Description
4100-0650	Battery Shelf, required for 50 Ah batteries
4100-5128	Battery Distribution Terminal Block, mounts to side of box, required for all close-nipped cabinets unless cabinet receives all power from power supplies and batteries located in the adjacent cabinet

Additional Data Sheet Reference

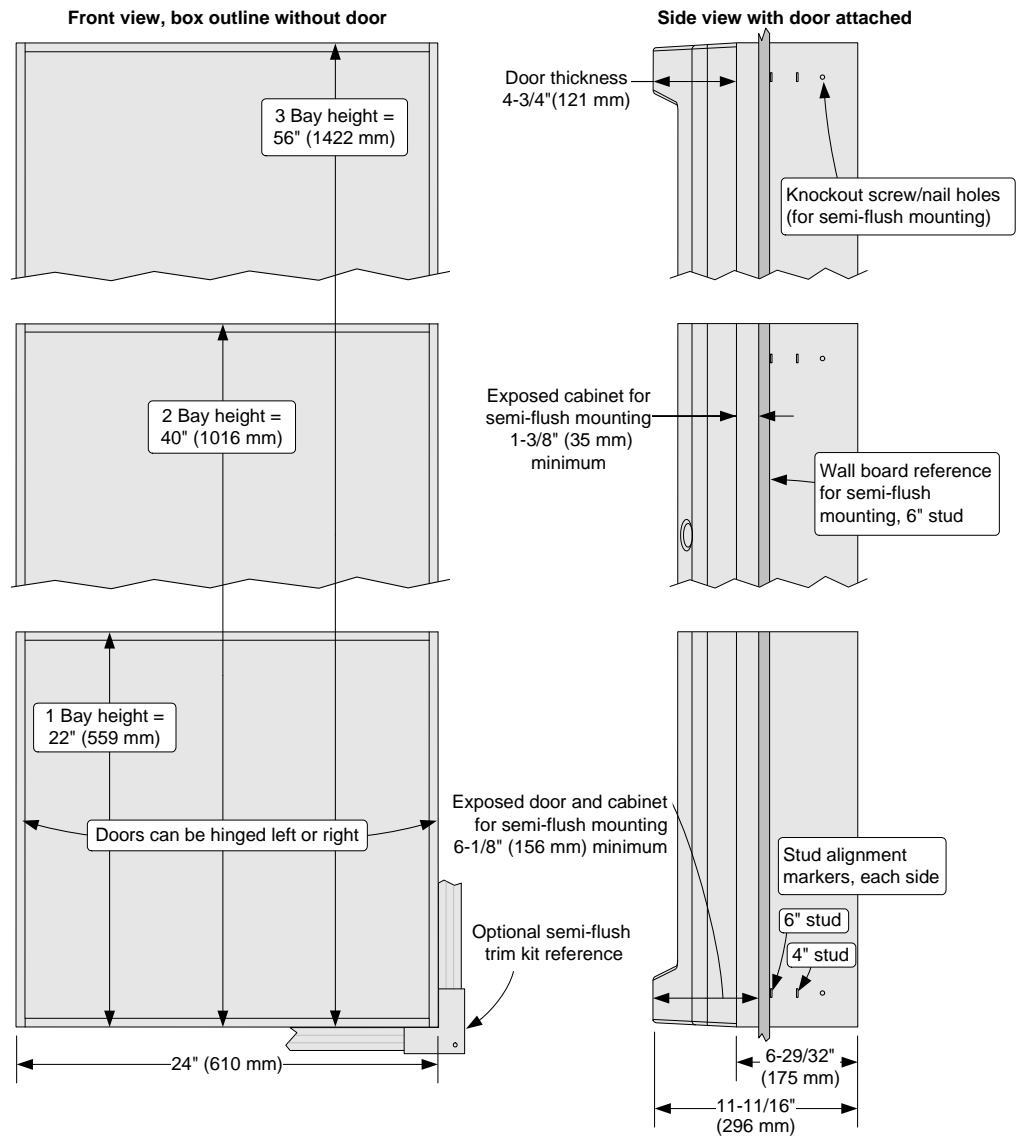
Subject	Data Sheet	Subject	Data Sheet
4100ES Panels with EPS Power Supplies	S4100-0100	Network Display Unit (NDU) with EPS Power Supplies	S4100-0102
4100ES Basic Panel Modules and Accessories	S4100-0031	Network Display Unit (NDU)	S4100-0036
MINIPLEX Transponders with EPS Power Supplies	S4100-0103	Remote Annunciators	S4100-0038
MINIPLEX Transponders	S4100-0035	InfoAlarm Command Center	S4100-0045
LED/Switch Modules	S4100-0032	Remote Battery Charger	S4081-0002
4100ES Audio/Phone Modules	S4100-0034		

Wall Mounted Enclosure Installation Reference

NOTE:

A system ground must be provided for Earth Detection and transient protection devices. This connection shall be made to an approved, dedicated Earth connection per NFPA 70, Article 250, and NFPA 780.

For additional installation information refer to Installation Instructions 579-117.



Console Package Reference



Front View

Side View

Rear View

Cabinet Rack Specifications

Type	Upright cabinet rack for exclusive use with Simplex 4100ES Fire Alarm Products	
Supplier	Order from Bud Industries Inc. (www.budind.com)	
Model Number	45964	
Outside Dimensions	Height	69-7/8" (1775 mm)
	Width	24-1/16" (611 mm)
	Depth	22" (559 mm)
Color	Gray texture	
Panel Space Width	19" E.I.A. (483 mm)	
Front Door	Surface mount with 1/8" thick (3.18 mm) smoke gray polycarbonate, locked with Simplex "B" key, hinged on left of cabinet	
Rear Door	Ventilated top and bottom, locked with Simplex "B" key	
Sides	Side panels are removable from the inside for rack-to-rack mounting	
Bottom	Pan attached for battery mounting	
Levelers	Includes 4 stem levelers on bottom	
Installation Instructions	579-229	

TYCO, SIMPLEX, and the product names listed in this material are marks and/or registered marks. Unauthorized use is strictly prohibited.



Tyco Fire Protection Products • Westminster, MA • 01441-0001 • USA

S4100-0037-11 5/2013

www.simplexgrinnell.com

© 2013 Tyco Fire Protection Products. All rights reserved. All specifications and other information shown were current as of document revision date and are subject to change without notice.