

CO1209 Series

Carbon Monoxide Alarm

120 VAC with 9V Battery Back-Up Single/Multiple Station Carbon Monoxide Alarm

24 units per carton, 24 pounds per carton

Applications

The CO1209 Series of electrochemical sensor carbon monoxide alarms is for use as an evacuation device in all dwelling units, including but not limited to homes, apartments, hospitals, hotels and motels. The CO1209 Series is engineered to virtually eliminate nuisance alarms and deliver outstanding performance wherever reliable CO protection is required.

The CO1209 Series is provided with a 9V alkaline battery for back-up in the event building power is lost. The battery drawer provides easy replacement without removing the unit from the wall or ceiling.


The Gentex CO1209 Series is provided with a push button test that simulates an actual CO condition in full compliance with NFPA 720 and UL Standards.

Features of the CO1209 Series include DUALINK® tandem capabilities with Gentex tandem interconnect capable alarms products. Options include Form A/Form C dry contacts for remote annunciation. A signal indicating CO sensor has reached end of life and solid state red LED to indicate CO presence. Options include Form A/Form C dry contacts for remote annunciation.

The CO1209 Series is ANSI/UL 2034 and are warranted for one year from date of purchase.

Standard Features

- 120 VAC with 9V battery back-up
- Electrochemical sensor
- Horn frequency 3100 Hz (nominal)
- Temporal 4 sounding pattern for CO annunciation
- Push button self test and functional test feature
- Optional auxiliary Form A/Form C relay contacts (F model)
- Relay contacts operate on battery back-up
- Relay contacts operate when on battery back-up
- Quick-disconnect wiring harness
- DUALINK® - tandem with all Gentex tandem capable alarms
- Non-latching (self restoring) alarm
- LED for AC power on
- Red LED pulses every 15-30 seconds
- Solid state red LED to indicate CO presence
- Mounting hardware adapts to standard junction boxes
- Dust cover to prevent contamination during installation
- Low or missing battery indicator
- End of life signal indicates CO sensor has reached depletion state and time to replace
- One year warranty from date of purchase



Product Listings



- ANSI/UL 2034 Listed
- CSFM: 5276-0569:143

Product Compliance

- NFPA 720
- IBC/IFC/IRC
- City & State Ordinances & Laws
- Quality Management System is certified to: ISO 9001:2008

CO1209 Series

Model	Part Number	Voltage (VAC)	Form A/C Contacts
CO1209	918-0009-002	120 VAC	
CO1209F	918-0010-002	120 VAC	•

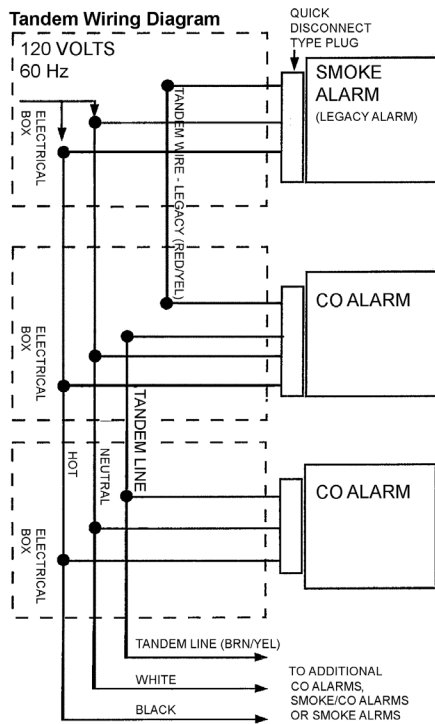
Notes

- Series available in round configuration only
- Utilizing DUALINK®, if CO1209 is tandem interconnected with CO alarms or combination smoke/CO alarms and CO devices go into alarm, CO alarms and smoke alarm will sound CO warning.
- Utilizing DUALINK®, if CO1209 alarm annunciates, all smoke alarms, CO alarms or combination smoke/CO alarms tandem interconnected will sound smoke alarm warning.
- When both smoke and CO conditions are present, smoke condition will have priority and alarm will sound smoke annunciation.
- Units produce a temporal 4 audible alarm

Electrical Specifications

Operating Voltage	120VAC, 60Hz
Operating Current	0.045 amps
Operating Current (Relay Options).....	0.070 amps
Operating Ambient Temp Range.....	40°F to 100°F
Alarm Horn Rating.....	meets or exceeds 85dBA at 10'
CO Sensing Cell.....	Electrochemical Cell
"F" Auxiliary Relay.....	1 Form A and 1 Form C (0.6 amp)
Size	Diameter: 6.25" OA (5.75" at base) Depth: 1.80"
Secondary Power Source.....	Alkaline 9V battery Duracell® MN 1604

Tandem Wiring Diagram

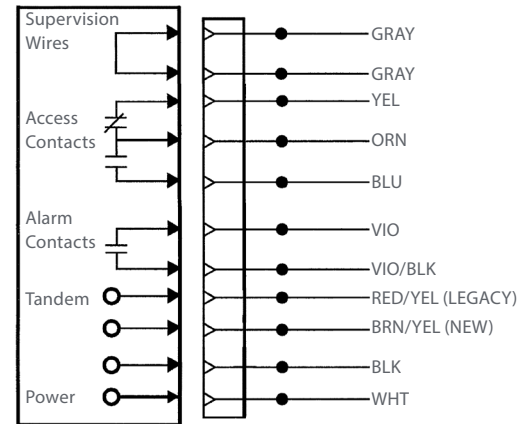


Limitations

- Maximum of 18 CO1209/CO1209F alarms may be connected together
- Do not exceed 125 ft. between each alarm
- Do not exceed 1125 ft. between the first and last alarm
- Note: Gentex smoke alarms can not be interconnected to alarms from other manufacturers

Relay Model

Models: CO1209F



Caution

- RED/YELLOW and BROWN/YELLOW wire to be capped when not in use
- This wire is for tandem connection only
- Do not connect to any other circuit

CO1209 Series

Carbon Monoxide Alarm

Architect & Engineering Specifications

The carbon monoxide alarm shall be a Gentex Model CO1209/CO1209F or approved equal which shall provide at least the following features and functions:

- The carbon monoxide alarm shall utilize an electrochemical sensing element with expected 5-year life.
- The carbon monoxide alarm is calibrated not to detect CO levels below 30PPM and will not alarm when exposed to constant levels of 30PPM for 30 days. Per ANSI/UL 2034 requirements, the device will alarm at the following levels: 70 PPM CO between 1 to 4 hours. 150 PPM CO between 10 to 50 minutes. 400 PPM 4 to 15 minutes.
- The CO1209 Series device shall have a Duracell® MN 1604 9V alkaline battery as a back-up in the event building power is lost.
- The 9V battery impedance shall be verified by the circuit of the CO alarm.
- The CO alarm shall provide an indicator when the battery is low in power or high impedance or is missing.
- The CO alarm will provide an audible indicator of 3 quick chirps every 30 seconds at end of life of CO sensor.
- A solid state piezo alarm rated at 85dBA at 10ft.
- A visual LED monitor (condition indicator) will slow pulse in normal operation.
- A red color LED will indicate presence of CO at the unit.
- An easily accessible test button shall be provided. Push down on button for self test. Push button and hold until CO alarm activates for functional test. If device does not go into alarm, the device is not working properly.
- The device shall have tandem interconnect capability of up to 18 CO alarms
- The CO1209 Series alarm shall have the capability to tandem interconnect with all Gentex tandem capable CO alarms, smoke alarms or combination smoke/CO alarms, including 9123 Series, 7139CS Series, S1209 Series and GN-503 Series.
- The manufacturer shall provide models with the optional feature of auxiliary Form A/Form C relay contacts for initiating remote functions and annunciation.
- The CO alarm shall be non-latching (self-restoring).
- Unit must be ANSI/UL 2034 listed for both wall and ceiling mount
- Unit shall be listed by Underwriters Laboratories

All equipment shall be completely factory assembled and tested, and the contractor shall be prepared to submit a certified letter condition. Alarms which do not meet all of the requirements of this specification will not be considered. For complete product specifications, refer to product installation manual.