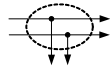




# **TrueAlert and TrueAlert ES Addressable Notification Appliance Reference**





**TrueAlert and TrueAlert ES Addressable Notification Appliance Reference**  
 Horns; Strobes, Audible/Visible, and Speaker/Visible Appliances with  
 Multi-Candela Strobes; and Related Accessories

11/22/2016

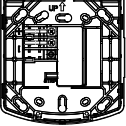
**TrueAlert ES Wall Mount Addressable Electronic Horns** **Data Sheet S49AO-0001**

Reference	Model*	Color	Wording	Replaces
	49AO-WRF(-BA)	Red	FIRE	4901-9850
	49AO-WRS-BA	Red	blank	New
	49AO-WRQ	Red	FEU	
	49AO-WWF(-BA)	White	FIRE	4901-9853
	49AO-WWS-BA	White	blank	New
	49AO-APPLW	order cover and mounting plate separately		New


**TrueAlert ES Wall Mount Addressable Electronic Multi-Tone Horns with 520 Hz** **Data Sheet S49MT-0001**

Reference	Model*	Color	Wording	Replaces
	49MT-WRF(-BA)	Red	FIRE	New
	49MT-WRS-BA	Red	blank	New
	49MT-WWF-BA	White	FIRE	New
	49MT-WWS-BA	White	blank	New
	49AO-APPLW	order cover and mounting plate separately		New


**TrueAlert ES Wall Mount Mounting Plates for A/O and MT (horns), V/O (strobes), and A/V (horn/strobes)**

Reference	Model*	Color	Description
	49MP-AVVOWR	Red	Mounting plates are required to be ordered separately when selecting a 49__-APPLW indoor appliance. Order color same as separately ordered cover. A color matching mounting plate is shipped with the other appliances. <b>Note: Mounting plates are not used with weatherproof appliances</b>
	49MP-AVVOWW	White	


**TrueAlert ES Wall Mount Addressable Speaker S/O Appliances** **Data Sheet S49SOW-0001**


Reference	Model*	Color	Wording	Replaces
	49SO-APPLW(-BA)		order cover and mounting plate separately	New
	49HF-APPLW(-BA)			New


**TrueAlert ES Wall Mount Mounting Plates for S/O Appliances**


Reference	Model*	Color	Description
	49MP-SOWR	Red	Mounting plates are required to be ordered separately when selecting a 49__-APPLW indoor appliance. Order color same as separately ordered cover. A color matching mounting plate is shipped with the other appliances. <b>Note: Mounting plates are not used with weatherproof appliances</b>
	49MP-SOWW	White	

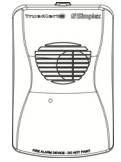
**TrueAlert ES Ceiling Mount Addressable Speaker S/O Appliances** **Data Sheet S49SOC-0001**

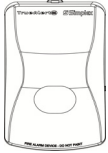

Reference	Model*	Color	Wording	Replaces
	49SO-APPLC(-BA)		order cover and mounting plate separately	New
	49HF-APPLC(-BA)			New

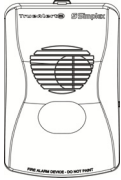

TrueAlert ES Wall Mount Addressable Speaker Visible S/V Appliances				Data Sheet S49SVW-0001
Reference	Model*	Color	Wording	Replaces
	49SV-APPLW(-BA)		order cover and mounting plate separately	New
	49HFV-APPLW(-BA)			New



TrueAlert ES Wall Mount Mounting Plates for S/V Appliances			
Reference	Model*	Color	Description
	49MP-SVWR	Red	Mounting plates are required to be ordered separately when selecting a 49__-APPLW indoor appliance. Order color same as separately ordered cover. A color matching mounting plate is shipped with the other appliances. <b>Note: Mounting plates are not used with weatherproof appliances</b>
	49MP-SVWW	White	

TrueAlert ES Ceiling Mount Addressable Speaker Visible S/V Appliances				Data Sheet S49SVC-0001
Reference	Model*	Color	Wording	Replaces
	49SV-APPLC(-BA)		order cover and mounting plate separately	New
	49HFV-APPLC(-BA)			New
	49SVH-APPLC(-BA)			New
	49HFVH-APPLC(-BA)			New
	49HFVH-APLCA-BA			New
	49HFVH-APLCB-BA			New



TrueAlert ES Wall Mount Addressable Horns				Data Sheet S59AO-0001
Reference	Model*	Color	Wording	Replaces
	59AO-APPLWR		order cover and mounting plate separately	New
	59AO-APPLWW			New
	59AO-WRS(-BA)	Red	Logos only	New
	59AO-WWS(-BA)	White	Logos only	New

TrueAlert ES Wall Mount Addressable Multi-Candela Strobes				Data Sheet S59VO-0001
Reference	Model*	Color	Wording	Replaces
	59VO-APPLWR	order cover and mounting plate separately		New
	59VO-APPLWW			New
	59VO-APPLWRH			New
	59VO-APPLWWH			New
	59VO-WRF(-BA)	Red	FIRE	New
	59VO-WWF(-BA)	White		New
	59VO-WRFH-BA	Red		New
	59VO-WWFH-BA	White		New



TrueAlert ES Wall Mount Multi-Candela Horn/LED Strobe				Data Sheet S59AV-0001
Reference	Model*	Color	Wording	Replaces
	59AV-APPLWR	order cover and mounting plate separately		New
	59AV-APPLWW			New
	59AV-APPLWRH			New
	59AV-APPLWWH			New
	59AV-WRF(-BA)	Red	FIRE	New
	59AV-WWF(-BA)	White		New
	59AV-WRFH(-BA)	Red		New
	59AV-WWFH-BA	White		New

TrueAlert ES Visible Only (V/Os), Wall Mount Addressable Multi-Candela Strobes					Data Sheet S49VO-0001
Reference	Model*	Color	Wording	Replaces	Operation
	49VO-WRF(-BA)	Red	FIRE	4906-9201	Intensity selectable as 15, 30, 75, 110, 135, or 185 cd
	49VO-WRA(-BA)	Red	ALERT (white lens)	New	
	49VO-WRQ	Red	FEU	New	
	49VO-WRS(-BA)	Red	blank	New	
	49VO-WWF(-BA)	White	FIRE	4906-9203	
	49VO-WWA(-BA)	White	ALERT (white lens)	New	
	49VO-WWQ	White	FEU	New	
	49VO-WWS(-BA)	White	blank	New	
	49VO-APPLW	order cover and mounting plate separately		New	



\* **Note:** (-BA) indicates model is available either with or without the -BA suffix. Model numbers ending in -BA, APPLW models, and separate mounting plates are assembled in the USA.

Visible Only (V/Os), Ceiling Mount Addressable Multi-Candela Strobes				Data Sheet S4906-0004
Reference	Model	Color	Replaces	Operation
	4906-9202	RED	4904-9356 4904-9357 4904-9358	Intensity selectable as 15, 30, 75, or 110 cd; synchronized 1 HZ flash
	4906-9204	WHITE	4904-9359 4904-9360 4904-9361	

**TrueAlert ES Audible/Visible (A/Vs), Addressable Horn and Multi-Candela Strobe** **Data Sheet S49AV-0001**



Reference	Model*	Color	Wording	Replaces	Operation
	49AV-WRF(-BA)	Red	FIRE	4906-9227	Electronic horn with strobe intensity selectable as 15, 30, 75, 110, 135, or 185 cd
	49AV-WRQ	Red	FEU	New	
	49AV-WRS(-BA)	Red	blank	New	
	49AV-WWF(-BA)	White	FIRE	4906-9229	
	49AV-WWS-BA	White	blank	New	
	49AV-APPLW	order cover and mounting plate separately		New	

**TrueAlert ES Addressable Audible/Visible (A/Vs); Multi-Tone Horn with 520 Hz** **Data Sheet S49MTV-0001**


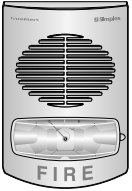

Reference	Model*	Color	Wording	Replaces	Operation
	49MTV-WRF(-BA)	Red	FIRE	New	Electronic multi-tone horn with 520 Hz and strobe intensity selectable as 15, 30, 75, 110, 135, or 185 cd
	49MTV-WRS-BA	Red	blank	New	
	49MTV-WWF(-BA)	White	FIRE	New	
	49MTV-WWS-BA	White	blank	New	
	49MTV-APPLW	order cover and mounting plate separately		New	

\* **Note:** (-BA) indicates model is available either with or without the -BA suffix. Model numbers ending in -BA, APPLW models, and separate mounting plates are assembled in the USA.






**Audible/Visible (A/Vs), Ceiling Mount Addressable Horn and Multi-Candela Strobe** **Data Sheet S4906-0005**

Reference	Model	Color	Replaces	Operation
	4906-9228	Red	NA	Multi-candela strobe with electronic horn; strobe intensity is selectable as 15, 30, 75, or 110 cd; synchronized 1 HZ flash
	4906-9230	White	4903-9459 4903-9460 4903-9461	


**Speaker/Visible (S/Vs), Speaker with Addressable Multi-Candela Strobe** **Data Sheet S4906-0006**

Reference	Model	Color	Wording	Replaces	Operation
	Wall Mount 4906-9251	Red	FIRE	4903-9350 4903-9351 4903-9352	Multi-candela S/V, speaker with strobe; strobe intensity is selectable as 15, 30, 75, or 110 cd; TrueAlert Addressable strobe and speaker are wired separately; synchronized 1 HZ flash  Speakers are for 25 or 70.7 VRMS, tapped at 1/4 W, 1/2 W, 1 W, and 2 W
	Wall Mount 4906-9253	White	FIRE	4903-9353 4903-9354 4903-9355	
	4906-9254	White	FIRE	4903-9362 4903-9363 4903-9364	
	4906-9255	White	blank	New	
	4906-9256	White	ALERT	New	
	4906-9257	White	FIRE	New, ULC only	

**TrueAlert ES Color Lens V/O and A/V, Wall Mount Multi-Candela Strobes and Lenses Data Sheet S49LENS-0001**


Reference	Model*	Housing Color	Lens Color	Wording	Replaces	Operation
	49VO-WRA-A(-BA)	Red	Amber	ALERT	4906-9205	Intensity selectable as 15, 30, 75, 110, or 135 cd
	49VO-WWA-A(-BA)	White	Amber	ALERT	4906-9206	
	49VO-WWS-A-BA	White	Amber	blank	New	
	49VO-APPLWE	order cover, color lens, and mounting plate separately			New	
 (reference only)	49AV-APPLWE	order cover, color lens, and mounting plate separately			New	
	49LENS-AMBER	order 49xx-APPLWE, cover, and mounting plate separately			New	Intensity selectable as 15, 30, 75, 110, or 135 cd
	49LENS-BLUE	order 49xx-APPLWE, cover, and mounting plate separately			New	
	49LENS-GREEN	order 49xx-APPLWE, cover, and mounting plate separately			New	Intensity selectable as 10, 20, 45, 75, or 95 cd
	49LENS-RED	order 49xx-APPLWE, cover, and mounting plate separately			New	Intensity selectable as 3, 7, 15, 30, or 37 cd

**Amber Lens ALERT Ceiling Mount Visible Only (V/Os), Addressable Multi-Candela Strobe Data Sheet S4906-0007**

Reference	Model	Color	Replaces	Operation
	4906-9207	White	New	Intensity selectable as 15, 30, 75, or 110 cd; synchronized 1 HZ flash

\* **Note:** (-BA) indicates model is available either with or without the -BA suffix. Model numbers ending in -BA, APPLW models, and separate mounting plates are assembled in the USA.

**Dual Emergency Communication Appliance Clear/Amber Strobe Data Sheet S4906-0009**

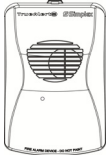
Reference	Model	Color	Operation
	4906-9208	Red	Multi-Candela Addressable Combination Strobe assembly with amber lens Alert strobe on top, and clear lens, Fire strobe on bottom; intensity selectable as: 15, 30, 75, or 110 candela; (Combo Strobe)


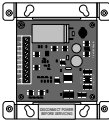
TrueAlert ES <u>UL Listed</u> Weatherproof Addressable V/O and A/V					Data Sheet S49WP-0001
Reference	Model	Color	Wording	Replaces	Operation
	49VO-WRFO(-BA)	Red	FIRE	New	Intensity selectable as: UL 1971 Ratings 15 or 75 cd; UL 1638 ratings 75 or 185 cd
	49VO-WRSO(-BA)	Red	blank	New	
	49VOWWFO-BA	White	FIRE	New	
	49VO-APPLW-O	order cover separately		New	
	49AV-WRFO(-BA)	Red	FIRE	New	Electronic horn with strobe intensity selectable as: UL 1971 Ratings, 15 or 75 cd; UL 1638 ratings, 75 or 185 cd
	49WWFO-BA	White	FIRE		
	49AVO-APPLW-O	order cover separately		New	

TrueAlert ES <u>ULC Listed</u> Weatherproof Addressable V/O and A/V					Data Sheet S49WP-0002
Reference	Model	Color	Wording	Replaces	Operation
	49VO-WRFO-C	Red	FIRE	New	Intensity selectable as 20, 30, or 75 cd
	49VO-WRQO-C	Red	FEU	New	
	49VO-APPLW-CO	order cover separately		New	
	49AV-WRFO-C	Red	FIRE	New	Electronic horn with strobe intensity selectable as 20, 30, or 75 cd
	49AVWRQO-C	Red	FEU	New	
	49AV-APPLW-CO	order cover separately		New	

TrueAlert ES Wall Mount Weatherproof Addressable A/V				Data Sheet S59WP-0001
Reference	Model*	Color	Wording	Replaces
	59AV-APPLWR-O	order cover and mounting plate separately		New
	59AV-APPLWW-O			New
	59AV-APPLWRH-O			New
	59AV-APPLWWH-O			New
	59AV-WRFO(-BA)	Red	FIRE	New
	59AV-WWFO(-BA)	White	FIRE	New

TrueAlert ES Wall Mount Weatherproof Addressable V/O				Data Sheet S59WP-0001
Reference	Model*	Color	Wording	Replaces
	59VO-APPLWR-O	order cover and mounting plate separately		New
	59VO-APPLWW-O			New
	59VO-APPLWRH-O			New
	59VO-APPLWWH-O			New
	59VO-WRFO(-BA)	Red	FIRE	New
	59VO-WWFO(-BA)	White	FIRE	New

TrueAlert ES Wall Mount Weatherproof Addressable A/O				Data Sheet S59AO-0001
Reference	Model*	Color	Wording	Replaces
	59AO-APPLWR-O	order cover and mounting plate separately		New
	59AO-APPLWW-O			New
	59AO-WRS(-BA)	Red	Logos Only	New
	59AO-WWS(-BA)	White	Logos Only	New

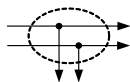
TrueAlert Addressable Isolator Module 4905-9929		TrueAlert Addressable Adapter Module 4905-9816	
	Mounts in 4" square electrical box Data Sheet: <b>S4905-0001</b>		Provides 1 conventional strobe and 1 audible output; mounts in 4-11/16" square electrical box Data Sheet: <b>S4905-0004</b>

Accessories				
Description	Color	Model	Details	
Back Box Adapter	Red	4905-9931	Adapts to 2975-9145 box, vertically or horizontally mounted, for use with wall mount horn, strobe, and A/V	
Back Box Adapter for S/V	Red	4905-9903	Adapts to 2975-9145 box, vertically or horizontally mounted for Speaker/Visible ( S/V)	
Adapter Cover Plate	Surface Mount	Beige	One <b>required for each 4905-9816 TrueAlert Addressable Adapter Module</b> , select for mounting box installation type	
	Flush Mount	Beige		4905-9818
Surface Adapter Skirt, 1-1/2" Deep for Wall Mount Horns, Strobes, and A/V	Red	4905-9937	Covers 1-1/2" surface mount boxes	
	White	4905-9940		
Surface Adapter Skirt, 3-3/16" Deep <b>REQUIRED</b> for S/V	Red	4905-9946	Covers 1-1/2" surface mount boxes with 1-1/2" box extensions, <b>REQUIRED</b> for surface mounted Speaker/Visible ( S/V)	
	White	4905-9947		
TrueAlert Horn or Speaker Cover	Red	4905-9988	<p><b>See Data Sheet S4905-0002</b> for replacement or for on-site color conversion; also includes covers for French V/O, A/V, and S/V; covers without FIRE, and blank covers</p> <p><b>See Data Sheet S49CV-0001</b> for TrueAlert ES Indoor and Weatherproof cover selection</p>	
	White	4905-9989		
TrueAlert Audible/Visible Cover	Red	4905-9994		
	White	4905-9995		
TrueAlert Visible Only Cover	Red	4905-9992		
	White	4905-9993		
TrueAlert Speaker/Visible Cover	Red	4905-9996		
	White	4905-9997		
Clear/Amber Strobe Adapter Skirt	Red	4905-9837		Use to cover surface mounted electrical boxes



<b>Addressable Product Replacement Reference</b>		
	<b>Addressable Horn</b>	<b>TrueAlert ES Replacement</b>
	4901-9850, Red	49AO-WRF(-BA)
	4901-9853, White	49AO-WWF(-BA)
<b>Fixed Candela Addressable Models</b>	<b>Multi-Candela Replacement</b>	<b>TrueAlert ES Replacement</b>
4904-9350 4904-9351 4904-9352	4906-9201 Wall Mount Strobe, Red	49VO-WRF(-BA)
4904-9353 4904-9354 4904-9355	4906-9203 Wall Mount Strobe, White	49VO-WWF(-BA)
4904-9356 4904-9357 4904-9358	4906-9202 Ceiling Mount Strobe, Red	
4904-9359 4904-9360 4904-9361	4906-9204 Ceiling Mount Strobe, White	
4903-9450 4903-9451 4903-9452	4906-9227 Wall Mount A/V, Red	49AV-WRF(-BA)
4903-9453 4903-9454 4903-9455	4906-9229 Wall Mount A/V, White	49AV-WWF(-BA)
4903-9459 4903-9460 4903-9461	4906-9230 Ceiling Mount A/V, White	
4903-9350 4903-9351 4903-9352	4906-9251 Wall Mount S/V, Red	
4903-9353 4903-9354 4903-9355	4906-9253 Wall Mount S/V, White	
4903-9362 4903-9363 4903-9364	4906-9254 Ceiling Mount S/V, White	

Non- Addressable Product Replacement Reference		
Fixed Candela Models	Multi-Candela Replacement	
4904-9331 4904-9332 4904-9333	4906-9101 Wall Mount Strobe, Red	
4904-9342 4904-9343 4904-9344	4906-9103 Wall Mount Strobe, White	
4904-9183 4904-9184 4904-9185 (these were synch mode or Free-run, selectable at appliance)	4906-9102 Ceiling Mount Strobe, Red, Synch Mode only, not Free-Run	
4904-9345 4904-9346 (these were blank housings)	4906-9104 Ceiling Mount Strobe, White Synch Mode only, not Free-Run	
4903-9417 4903-9418 4903-9419	4906-9127 Wall Mount A/V, Red	
4903-9428 4903-9429 4903-9430	4906-9129 Wall Mount A/V, White	
4903-9356 4903-9357 4903-9358	4906-9151 Wall Mount S/V, Red	
4903-9359 4903-9360 4903-9361	4906-9153 Wall Mount S/V, White	
4903-9196 4903-9197 4903-9198	4906-9154 Ceiling Mount S/V, White	



### Horn (AO) (data sheet S49AO-0001)

<b>Fire</b>		<b>French</b>		<b>French/English</b>		<b>Logos Only</b>		<b>Blank</b>	
Red	49AOC-WRFIRE	Red	49AOC-WRFEU	Red	49AOC-WRBLNG	Red	49AOC-WRS	Red	49AOC-RBLANK
White	49AOC-WWFIRE	White	49AOC-WWFEU	White	49AOC-WWBLNG	White	49AOC-WWS	White	49AOC-WBLANK

### Strobe (V/O) (data sheet S49VO-0001, and S49LENS-0001 for ALERT and Blank)

<b>Fire</b>		<b>Alert</b>		<b>French</b>		<b>French/English</b>		<b>Logos Only</b>	
Red	49VOC-WRFIRE	Red	49VOC-WRALT	Red	49VOC-WRFEU	Red	49VOC-WRBLNG	Red	49VOC-WRS
White	49VOC-WWFIRE	White	49VOC-WWALT	White	49VOC-WWFEU	White	49VOC-WWBLNG	White	49VOC-WWS

### Audible/Visible (A/V) (data sheet S49AV-0001, and S49LENS-0001 for ALERT and Blank)





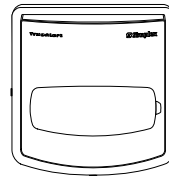
<b>Fire</b>		<b>Alert</b>		<b>French</b>		<b>French/English</b>		<b>Logos Only</b>	
Red	49AVC-WRFIRE	Red	49AVC-WRALT	Red	49AVC-WRFEU	Red	49AVC-WRBLNG	Red	49AVC-WRS
White	49AVC-WWFIRE	White	49AVC-WWALT	White	49AVC-WWFEU	White	49AVC-WWBLNG	White	49AVC-WWS

Continued next page






**NOTE:** These appliance covers are for use with compatible Simplex® listed/approved audible, visible, or combination audible/visible TrueAlert ES notification appliances. *Some covers are also compatible with certain TrueAlert non-addressable appliances. Refer to specific appliance data sheets for more information and compatibility.*

They are available to be selected as part of a configured appliance order, or to change application type or color on-site, or for cover replacement. White lettering is used on red covers and red lettering is used on white covers. Further agency listings and approvals are not applicable.

**Weatherproof V/O** (data sheet S49WP-0001, UL; S46WP-0002, ULC)

									
<b>Fire</b>		<b>Alert</b>		<b>French</b>		<b>French/English</b>		<b>Logos Only</b>	
Red	49VOC-WRFIRE-O	Red	49VOC-WRALT-O	Red	49VOC-WRFEU-O	Red	49VOC-WRBLNG-O	Red	49VOC-WRS-O
White	49VOC-WWFIRE-O	White	49VOC-WWALT-O	White	49VOC-WWFEU-O	White	49VOC-WWBLNG-O	White	49VOC-WWS-O

**Weatherproof A/V** (data sheet S49WP-0001, UL; S46WP-0002, ULC)

									
<b>Fire</b>		<b>Alert</b>		<b>French</b>		<b>French/English</b>		<b>Logos Only</b>	
Red	49AVC-WRFIRE-O	Red	49AVC-WRALT-O	Red	49AVC-WRFEU-O	Red	49AVC-WRBLNG-O	Red	49AVC-WRS-O
White	49AVC-WWFIRE-O	White	49AVC-WWALT-O	White	49AVC-WWFEU-O	White	49AVC-WWBLNG-O	White	49AVC-WWS-O

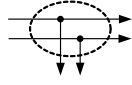
TYCO, SIMPLEX, and the product names listed in this material are marks and/or registered marks. Unauthorized use is strictly prohibited.



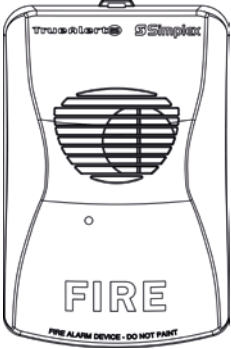
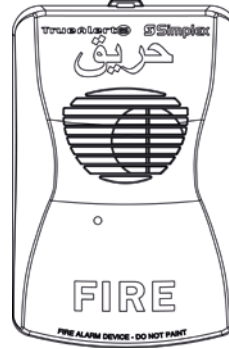
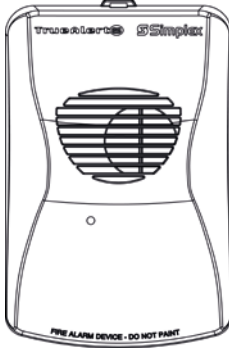

Tyco Fire Protection Products • Westminister, MA • 01441-0001 • USA  
www.simplex-fire.com

S49CV-0001-2 9/2014

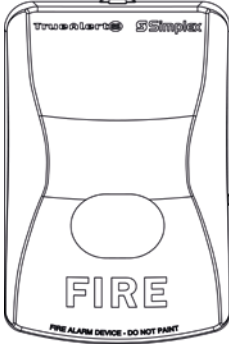

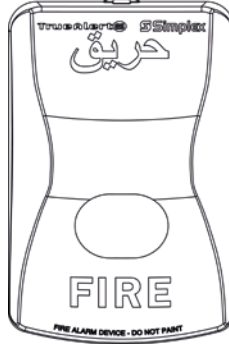

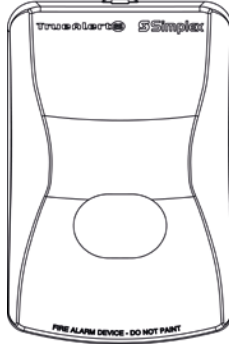
© 2014 Tyco Fire Protection Products. All rights reserved. All specifications and other information shown were current as of document revision date and are subject to change without notice.



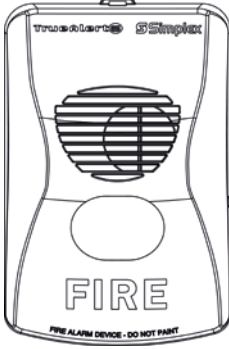
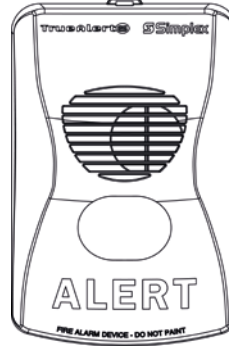
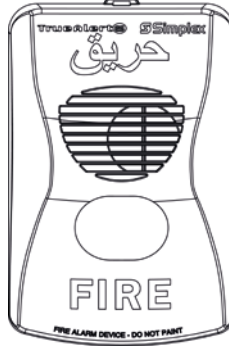

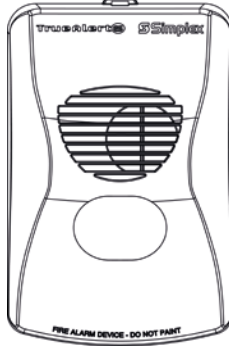
**Horn (A/O)** (data sheet S59AO-0001)

							
<b>FIRE</b>		<b>FIRE / حريق</b>		<b>Logos only</b>		<b>FEU / FIRE</b>	
Red	59AOC-WRF	Red	59AOC-WRFAB	Red	59AOC-WRS	Red	59AOC-WRFQB
White	59AOC-WWF	White	59AOC-WWFAB	White	59AOC-WWS	White	59AOC-WWFQB

**Strobe (V/O)** (data sheet S59VO-0001)

									
<b>FIRE</b>		<b>ALERT</b>		<b>FIRE / حريق</b>		<b>ALERT / راندن</b>		<b>Logos only</b>	
Red	59VOC-WRF	Red	59VOC-WRA	Red	59VOC-WRFAB	Red	59VOC-WRAAB	Red	59VOC-WRS
White	59VOC-WWF	White	59VOC-WWA	White	59VOC-WWFAB	White	59VOC-WWAAB	White	59VOC-WWS

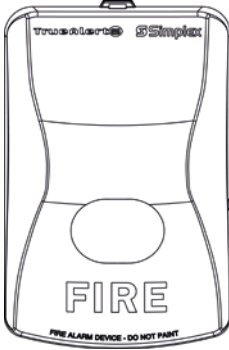
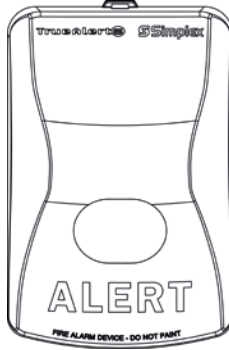
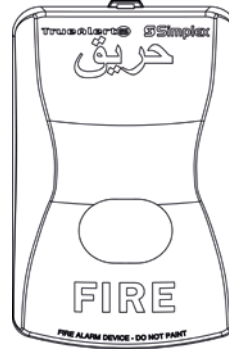


**Audible/Visible (AV)** (data sheet S59AV-0001)

									
<b>FIRE</b>		<b>ALERT</b>		<b>FIRE / حريق</b>		<b>ALERT / راندن</b>		<b>Logos only</b>	
Red	59AVC-WRF	Red	59AVC-WRA	Red	59AVC-WRFAB	Red	59AVC-WRAAB	Red	59AVC-WRS
White	59AVC-WWF	White	59AVC-WWA	White	59AVC-WWFAB	White	59AVC-WWAAB	White	59AVC-WWS

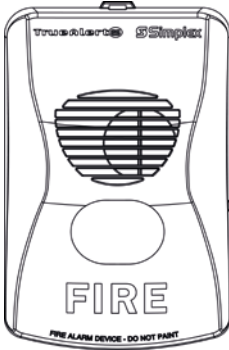
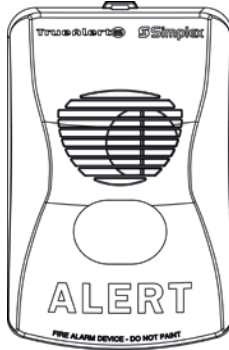


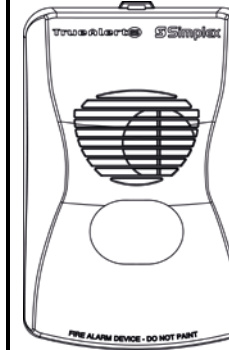
*Continued next page*

**NOTE:** These appliance covers are for use with Simplex® listed/approved audible, visible, or combination audible/visible TrueAlert ES notification appliances. They are available to be selected as part of a configured appliance order, or to change application type or color on-site, or for direct cover replacement. White lettering is used on red covers and red lettering is used on white covers. Further agency listings and approvals are not applicable.

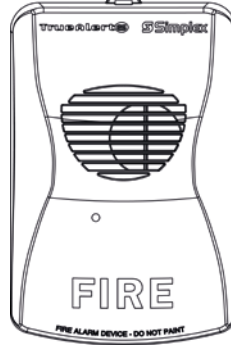
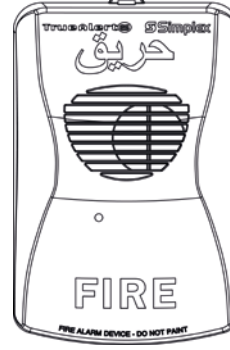
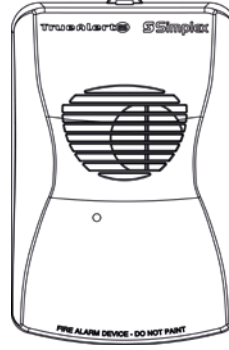
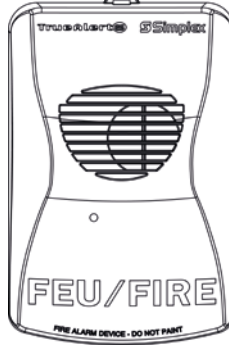
**Weatherproof V/O** (data sheet S59WP-0001)

									
<b>FIRE</b>	<b>ALERT</b>	<b>FIRE / ق يرح</b>	<b>ALERT / راذن</b>	<b>Logos only</b>					
Red	59VOC-WRFO	Red	59VOC-WRAO	Red	59VOC-WRFABO	Red	59VOC-WRAABO	Red	59VOC-WRSO
White	59VOC-WWFO	White	59VOC-WWAO	White	59VOC-WWFABO	White	59VOC-WWAABO	White	59VOC-WWSO

**Weatherproof A/V** (data sheet S59WP-0001)

									
<b>FIRE</b>	<b>ALERT</b>	<b>FIRE / ق يرح</b>	<b>ALERT / راذن</b>	<b>Logos only</b>					
Red	59AVC-WRFO	Red	59AVC-WRAO	Red	59AVC-WRFABO	Red	59AVC-WRAABO	Red	59AVC-WRSO
White	59AVC-WWFO	White	59AVC-WWAO	White	59AVC-WWFABO	White	59AVC-WWAABO	White	59AVC-WWSO

**Weatherproof A/O** (data sheet S59WP-0001)

							
<b>FIRE</b>	<b>FIRE / ق يرح</b>	<b>Logos only</b>	<b>FEU / FIRE</b>				
Red	59AOC-WRFO	Red	59AOC-WRFABO	Red	59AOC-WRSO	Red	59AOC-WRFQBO
White	59AOC-WWFO	White	59AOC-WWFABO	White	59AOC-WWSO	White	59AOC-WWFQBO

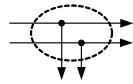
TYCO, SIMPLEX, and the product names listed in this material are marks and/or registered marks. Unauthorized use is strictly prohibited.



Tyco Fire Protection Products • Westminister, MA • 01441-0001 • USA  
www.simplexgrinnell.com

S59CV-0001-1 5/2015

© 2015 Tyco Fire Protection Products. All rights reserved. All specifications and other information shown were current as of document revision date and are subject to change without notice.



49 Series Addressable Appliance Cover Selection Reference

**Speaker (S/O)** (data sheet S49SOC-0001)

<b>No logo/label</b>		<b>Logos only</b>		<b>ALERT</b>		<b>FIRE</b>	
Black	49SOC-CK	Red	49SOC-CRS	Red	49SOC-CRALT	Red	49SOC-CRFIRE
Red	49SOC-CR	White	49SOC-CWS	White	49SOC-CWALT	White	49SOC-CWFIRE
White	49SOC-CW						


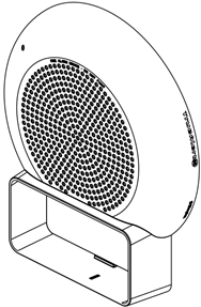
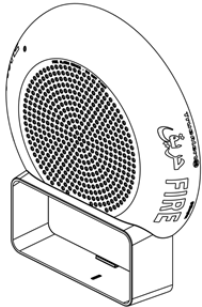
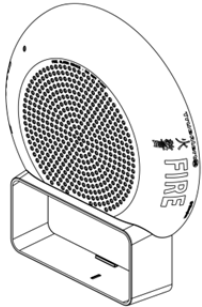
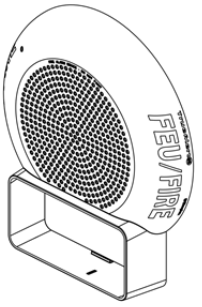
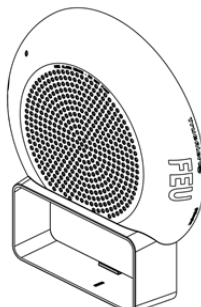
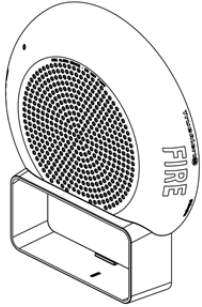
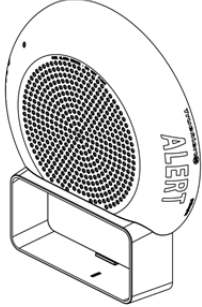
**Speaker (S/O)** (data sheet S49SOW-0001) Text labels on the sides

<b>No logo/label</b>		<b>Logos only</b>		<b>FIRE / حريق</b>		<b>火警 / FIRE ALARM</b>	
Red	49SOC-WRBLANK	Red	49SOC-WRS	Red	49SOC-WRBA	Red	49SOC-WRBC
White	49SOC-WWBLANK	White	49SOC-WWS	White	49SOC-WWBA	White	49SOC-WWBC
<b>FEU/FIRE</b>		<b>FEU</b>		<b>FIRE</b>		<b>ALERT</b>	
Red	49SOC-WRBF	Red	49SOC-WRFEU	Red	49SOC-WRFIRE	Red	49SOC-WRALT
White	49SOC-WWBF	White	49SOC-WWFEU	White	49SOC-WWFIRE	White	49SOC-WWALT

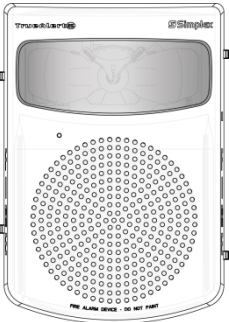
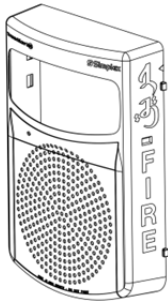

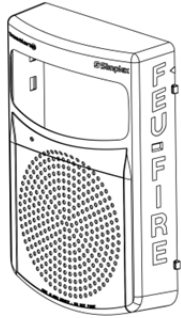
Continued next page

**NOTE:** These appliance covers are for use with Simplex® listed/approved audible, visible, or combination audible/visible TrueAlert ES notification appliances. They are available to be selected as part of a configured appliance order, or to change application type or color on-site, or for direct cover replacement. White lettering is used on red covers and red lettering is used on white covers. Further agency listings and approvals are not applicable.

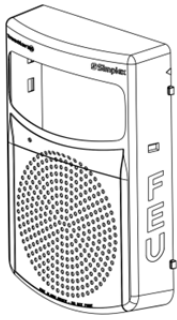
**Speaker Visible (S/V)** (data sheet S49SVC-0001)

							
<b>No logo/label</b>		<b>Logos only</b>		<b>FIRE / حريق</b>		<b>火警 / FIRE</b>	
Black	49SVC-CK	Red	49SVC-CRS	Red	49SVC-CRBA	Red	49SVC-CRBC
		White	49SVC-CWS	White	49SVC-CWBA	White	49SVC-CWBC
							
<b>FEU/FIRE</b>		<b>FEU</b>		<b>FIRE</b>		<b>ALERT</b>	
Red	49SVC-CRBF	Red	49SVC-CRFEU	Red	49SVC-CRFIRE	Red	49SVC-CRALT
White	49SVC-CWBF	White	49SVC-CWFEU	White	49SVC-CWFIRE	White	49SVC-CWALT

**Speaker Visible (S/V)** (data sheet S49SVC-0001)

							
<b>Logos only</b>		<b>FIRE / حريق</b>		<b>火警 / FIRE ALARM</b>		<b>FEU/FIRE</b>	
Red	49SVC-WRS	Red	49SVC-WRBA	Red	49SVC-WRBC	Red	49SVC-WRBF
White	49SVC-WWS	White	49SVC-WWBA	White	49SVC-WWBC	White	49SVC-WWBF

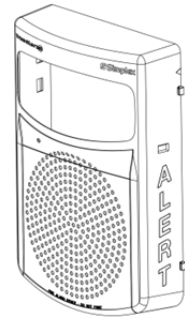




**FEU**



**FIRE**



**ALERT**

Red	49SVC-WRFEU	Red	49SVC-WRFIRE	Red	49SVC-WRALT
White	49SVC-WWFEU	White	49SVC-WWFIRE	White	49SVC-WWALT

*TYCO, SIMPLEX, and the product names listed in this material are marks and/or registered marks. Unauthorized use is strictly prohibited.*

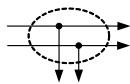


Tyco Fire Protection Products • Westminster, MA • 01441-0001 • USA

S49CV-0002-1 12/2016

[www.simplexgrinnell.com](http://www.simplexgrinnell.com)

© 2016 Tyco Fire Protection Products. All rights reserved. All specifications and other information shown were current as of document revision date and are subject to change without notice.



#### Horn (AO) (data sheet S49AO-0001)

Horn (AO) (data sheet S49AO-0001)				Mounting Plates*
49AO-WRF(-BA)	49AO-WRS(-BA)	49AO-WRQ	49AO-APPLW + 49AOC-WRBLNG*	49MP-AVVOWR
49AO-WWF(-BA)	49AO-WWS-BA	49AO-APPLW + 49AOC-WWFEU*	49AO-APPLW + 49AOC-WWBLNG*	49MP-AVVOWW

#### Strobe (VO) (data sheet S49VO-0001)

49VO-WRF(-BA)	49VO-WRA(-BA)	49VO-WRQ	49VO-WRS(-BA)	49VO-APPL + 49VOC-WRBLNG*
49VO-WWF(-BA)	49VO-WWA(-BA)	49VO-WWQ	49VO-WWS(-BA)	49VO-APPL + 49VOC-WWBLNG*


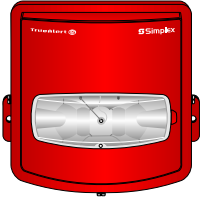








#### Audible/Visible (A/V) (data sheet S49AV-0001)

49AV-WRF(-BA)	49AV-WRS(-BA)	49AV-WRQ	49AV-APPL + 49AV-WRBLNG*	49AV-APPL + 49AVC-WRALT*
49AV-WWF(-BA)	49AV-WWS(-BA)	49AV-APPL + 49AVC-WWFEU*	49AV-APPL + 49AVC-WWBLNG*	49AV-APPL + 49AVC-WWALT*


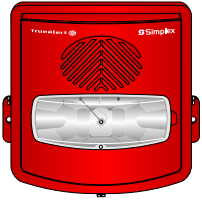








Continued next page

\* Mounting plates are common to all indoor appliances and are included **except with "-APPL" products**. With -APPL products, order cover as listed and separately order mounting plate per appliance cover color.


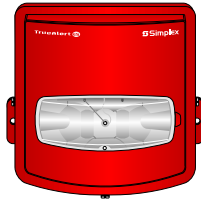








**Weatherproof V/O, UL Listed Models** (data sheet S49WP-0001) order box 4905-9828 separately

				
49VO-WRFO(-BA)	49VO-WRSO(-BA)	49VO-APPLW-O + 49VOC-WRFEU-O	49VO-APPLW-O + 49VOC-WRBLNG-O	49VO-APPLW-O + 49VOC-WRALT-O
				
49VO-WWFO-BA	49VO-APPLW-O + 49VOC-WWS-O	49VO-APPLW-O + 49VOC-WWFEU-O	49VO-APPLW-O + 49VOC-WWBLNG-O	49VO-APPLW-O + 49VOC-WWALT-O

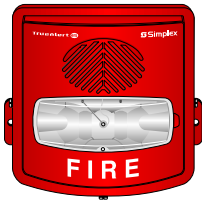
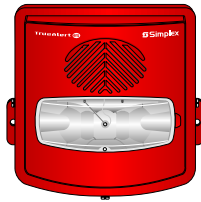








**Weatherproof A/V, UL Listed Models** (data sheet S49WP-0001) order box 4905-9828 separately

				
49AV-WRFO(-BA)	49AV-APPLW-O + 49AVC-WRS-O	49AV-APPLW-O + 49AVC-WRFEU-O	49AV-APPLW-O + 49AVC-WRBLNG-O	49AV-APPLW-O + 49AVC-WRALT-O
				
49AV-WWFO-BA	49AV-APPLW-O + 49AVC-WWS-O	49AV-APPLW-O + 49AVC-WWFEU-O	49AV-APPLW-O + 49AVC-WWBLNG-O	49AV-APPLW-O + 49AVC-WWALT-O

**Weatherproof V/O, ULC Listed Models** (data sheet S49WP-0002) order box 4905-9828 separately

				
49VO-WRFO-C	49VO-APPLW-CO + 49VOC-WRS-O	49VO-WRQO-C	49VO-APPLW-CO + 49VOC-WRBLNG-O	49VO-APPLW-CO + 49VOC-WRALT-O
				
49VO-APPLW-CO + 49VOC-WWFIRE-O	49VO-APPLW-CO + 49VOC-WWS-O	49VO-APPLW-CO + 49VOC-WWFEU-O	49VO-APPLW-CO + 49VOC-WWBLNG-O	49VO-APPLW-CO + 49VOC-WWALT-O

**Weatherproof A/V, ULC Listed Models** (data sheet S49WP-0002) order box 4905-9828 separately

				
49AV-WRFO-C	49AV-APPLW-CO + 49AVC-WRS-O	49AV-WRFQO-C	49AV-APPLW-CO + 49AVC-WRBLNG-O	49AV-APPLW-CO + 49AVC-WRALT-O
				
49AV-APPLW-CO + 49AVC-WWFIRE-O	49AV-APPLW-CO + 49AVC-WWS-O	49AV-APPLW-CO + 49AVC-WWFEU-O	49AV-APPLW-CO + 49AVC-WWBLNG-O	49AV-APPLW-CO + 49AVC-WWALT-O

*TYCO, SIMPLEX, and the product names listed in this material are marks and/or registered marks. Unauthorized use is strictly prohibited.*



Tyco Fire Protection Products • Westminster, MA • 01441-0001 • USA  
[www.simplex-fire.com](http://www.simplex-fire.com)



TrueAlert ES Reference 1/2014



© 2014 Tyco Fire Protection Products. All rights reserved. All specifications and other information shown were current as of document revision date and are subject to change without notice.







# Simplex TrueAlert Non-Addressable Multi-Candela Notification Appliances

1/7/2015

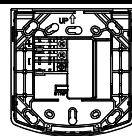
Wall Mount Strobe (Visible Only, V/O)				Data Sheet S4906-0001
Picture	Model	Color	Operation	Replaces
	4906-9101	RED	Intensity selectable as 15, 30, 75, or 110 cd; synchronized 1 HZ flash  Compatible with synchronized NAC, SmartSync 2-wire circuit, and separate synch modules	4904-9331 4904-9332 4904-9333
	4906-9103	WHITE		4904-9342 4904-9343 4904-9344



Ceiling Mount Strobe (Visible Only, V/O)				Data Sheet S4906-0001
Picture	Model	Color	Operation	Replaces
	4906-9102	RED	Intensity selectable as 15, 30, 75, or 110 cd; synchronized 1 HZ flash  Compatible with synchronized NAC, SmartSync 2-wire circuit, and separate synch modules  <b>* NOTE: Direct replacement for synch mode operation ONLY – NOT available for free-run mode</b>	4904-9183* 4904-9184* 4904-9185* <b>see note</b>
	4906-9104	WHITE		4904-9345* 4904-9346* (blank housings) <b>see note</b>



Wall Mount SmartSync Audible/Visible, A/V (Electronic Horn with Strobe)				Data Sheet S4906-0002
Picture	Model	Color	Operation	Replaces
	4906-9127	RED	Multi-candela strobe with electronic horn; strobe intensity is selectable as 15, 30, 75, or 110 cd; synchronized 1 HZ flash  Compatible with SmartSync 2-wire circuit	4903-9417 4903-9418 4903-9419
	4906-9129	WHITE		4903-9428 4903-9429 4903-9430



Wall Mount Audible/Visible, A/V (Strobe with Multi-Tone Horn with 520 Hz)				Data Sheet S49CMTV-0001
Picture	Model*	Color	Operation	Replaces
	49CMTV-WRF(-BA)	RED	SmartSync or Free-Run operation  Multi-candela strobe with multi-tone electronic horn; strobe intensity is selectable as 15, 30, 75, or 110 cd  Tone is DIP switch selectable per A/V as: 520 Hz Horn, High/Low, Broadband Horn, Bell, Slow Whoop, Siren, or Chime  Horn, bell, and high/low tones are selectable per appliance for 60 or 20 BPM (typically for Canadian applications) when receiving March Time SmartSync commands	NEW
	49CMTV-WWF(-BA)	WHITE		NEW
	49CMTV-APPLW	Select cover and mounting plate separately		

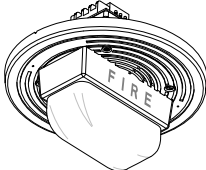
\* (-BA) indicates model is available either with or without the -BA suffix; model numbers ending in -BA are assembled in the USA

TrueAlert Wall Mount Mounting Plates for 49CMT Series Multi-Tone A/Vs			
Reference	Model	Color	Description
	49CMP-MTWR	Red	Mounting plates are required to be ordered separately when selecting a 49__-APPLW indoor appliance. Order color same as separately ordered cover.  A color matching mounting plate is shipped with the other appliances.

Ceiling Mount SmartSync Audible/Visible, A/V (Electronic Horn with Strobe)				Data Sheet S4906-0002
Picture	Model	Color	Operation	Replaces
	4906-9128	RED	Multi-candela strobe with electronic horn; strobe intensity is selectable as 15, 30, 75, or 110 cd; synchronized 1 HZ flash  Compatible with SmartSync 2-wire circuit	New
	4906-9130	WHITE		







Amber Lens Wall Mount Strobe (Visible Only, V/O) for Mass Notification				Data Sheet S4906-0008
Picture	Model	Color	Operation	Replaces
	4906-9107	WHITE	Intensity selectable as 15, 30, 75, or 110 cd; synchronized 1 HZ flash  Compatible with synchronized NAC, SmartSync 2-wire circuit, and separate synch modules	New
	4906-9108	RED		









Wall Mount Speaker with Non-Addressable Strobe S/V				Data Sheet S4906-0003
Picture	Model	Color	Operation	Replaces
	4906-9151	RED	Multi-candela S/V, speaker with strobe; strobe intensity is selectable as 15, 30, 75, or 110 cd; synchronized 1 HZ flash; strobe and speaker are wired separately Speakers are for 25 or 70.7 VRMS, tapped at 1/4 W, 1/2 W, 1 W, and 2 W Strobe requires separate synch module or synchronized NAC	4903-9356* 4903-9357* 4903-9358* <b>see note below</b>
	4906-9153	WHITE		

Ceiling Mount Speaker with Non-Addressable Strobe S/V				Data Sheet S4906-0003
Picture	Model	Color	Operation	Replaces
	4906-9154 UL Model	WHITE	Ceiling Mount S/V, speaker with strobe; strobe intensity is selectable as 15, 30, 75, or 110 cd; synchronized 1 HZ flash; strobe and speaker are wired separately Speakers are for 25 or 70.7 VRMS, tapped at 1/4 W, 1/2 W, 1 W, and 2 W Strobe requires separate synch module or synchronized NAC	4903-9196* 4903-9197* 4903-9198* <b>see note below</b>
	4906-9157 ULC Model	WHITE		

**\* NOTE: Direct replacement for synch mode operation ONLY – NOT available for free-run mode**











Chime/Strobes			Data Sheet S4906-0012
Pictures	Model	Color	Operation
	4906-9133	RED	<p>Electronic chime with Multi-Candela Strobe; strobe selectable as 15, 30, 75, or 110 candela; SmartSync operation, produces mechanical chime sound</p> <p>Tone and volume are adjustable if needed</p> <p>On continuous and March Time pattern operate the same, at 60 BPM</p>
	4906-9134	WHITE	
	4906-9135	RED	
	4906-9136	WHITE	
Multi-Tone Horn/Strobe (legacy product)			Data Sheet S4906-0013
Pictures	Model	Color	Operation
	4906-9137	RED	<p>Multi-Tone Horn with Multi-Candela Strobe; strobe selectable as 15, 30, 75, or 110 candela</p> <p>SmartSync operation; tone is selectable per horn as: horn, bell, 500 Hz horn, slow whoop, siren, or high/low; horn tone is also selectable for 60 or 20 bpm (typically for Canadian applications) when receiving March Time commands</p>
	4906-9138	WHITE	

Weatherproof Strobe and A/V Appliances			Data Sheet S4906-0010	
Pictures	Model	Color	Operation	
	4906-9105	RED	<b><u>UL Listed V/O</u></b> Weatherproof, multi-candela strobe, intensity is selectable as 15, 60, or 75 cd for UL 1971; or WP75 for UL 1638; synchronized 1 HZ flash; SmartSync compatible	
	4906-9106	WHITE	Requires weatherproof box: 4905-9828 = Red 4905-9829 = White	
	4906-9131	RED	<b><u>UL Listed A/V</u></b> Weatherproof, multi-candela A/V with electronic horn; strobe intensity is selectable as 15, 60, 75 cd for UL 1971; or WP75 for UL 1638; synchronized 1 HZ flash; SmartSync compatible, 2-wire	
	4906-9132	WHITE	Requires weatherproof box: 4905-9828 = Red 4905-9829 = White	
	4906-9113	RED	<b><u>ULC Listed V/O</u></b> Weatherproof, multi-candela strobe, intensity is selectable as 5, 20, or 30 cd; synchronized 1 HZ flash; SmartSync compatible Requires weatherproof box: 4905-9828 = Red 4905-9829 = White	
	4906-9143	RED	<b><u>ULC Listed A/V</u></b> Weatherproof, multi-candela A/V with electronic horn; strobe intensity is selectable as 5, 20, or 30 cd ; synchronized 1 HZ flash; SmartSync compatible, 2-wire Requires weatherproof box: 4905-9828 = Red 4905-9829 = White	
	4905-9832	RED	Aftermarket Bilingual (French/English) V/O Cover	
	4905-9833	RED	Aftermarket Bilingual (French/English) A/V Cover	

## High Candela Appliances

Data Sheet S4906-0011



Pictures	Model	Color	Operation
	4906-9109	RED	Wall Mount Strobe; <b>intensity selectable as 135, 177, or 185 cd</b> ; synchronized 1 HZ flash  Compatible with synchronized NAC, SmartSync 2-wire circuit, and separate synch modules
	4906-9111	WHITE	
	4906-9110	RED	Ceiling Mount Strobe; <b>intensity selectable as 135, 177, or 185 cd</b> ; synchronized 1 HZ flash  Compatible with synchronized NAC, SmartSync 2-wire circuit, and separate synch modules
	4906-9112	WHITE	
	4906-9139	RED	Wall Mount A/V, multi-candela strobe with electronic horn; <b>strobe intensity is selectable as 135, 177, or 185 cd</b> ; synchronized 1 HZ flash  Compatible with SmartSync 2-wire circuit
	4906-9141	WHITE	
	4906-9140	RED	Ceiling Mount A/V, multi-candela strobe with electronic horn; <b>strobe intensity is selectable as 135, 177, or 185 cd</b> ; synchronized 1 HZ flash  Compatible with SmartSync 2-wire circuit
	4906-9142	WHITE	

Accessories (partial list)			
Description		PID	Details
<b>SmartSync Control Module (SCM)</b>		4905-9938	Provides Class A or B, required for control from standard, non-SmartSync NACs
<b>Strobe Synchronization Module</b>	Class B	4905-9914	Provides strobe synchronization signals only
	Class A	4905-9922	
<b>SmartSync Adapter Module</b>		4905-9815	Provides 1 conventional strobe and 1 audible output; ref. data sheet <b>S4905-0005</b> ; mounts in 4-11/16" square electrical box; <b>requires 4905-9817</b> (surface mount) <b>or 4905-9818</b> (flush mount) beige cover plate with LED viewing port
Definitions			
Term	Definition		Application
<b>Free-Run Strobes</b>	Each strobe times its own flash rate at a nominal 1 Hz (one flash per second). Not available with multi-candela models.		Use where multiple strobes are not visible at a common area, connects directly to a NAC programmed for strobe control.
<b>Synchronized Strobes</b>	Strobes that receive a common firing command and flash at the same time. ( <b>NOTE:</b> Synchronized strobes will NOT flash when connected to a standard, unsynchronized NAC.)		Use where multiple strobes are visible to minimize the possibility of photosensitive reactions or possible annoyance. <b>NOTE:</b> May be required by local system specification or local authority.
<b>SmartSync</b>	Proprietary (patented) design for separate control of synchronized strobes and SmartSync compatible horns over the same wire pair. <b>NOTE:</b> Requires either a NAC capable of providing SmartSync control or a SmartSync Control Module.		Use for both new construction or for retrofit where only a two-wire circuit exists. This feature allows a significant reduction in installation costs.
<b>SmartSync Control Module (SCM)</b>	A separate module that provides SmartSync command signals to be generated from conventional NAC inputs.		Use where SmartSync operation is required and is not available from the controlling NACs, or where Class A SmartSync is required.
<b>Multi-Sync</b>	The ability for up to eight SmartSync Control Modules (SCMs) to be interconnected for synchronization with supervision. One is designated as master and the others as slaves.		Use where multiple SmartSync Control Modules are required to provide overall synchronized strobe and horn outputs.
<b>4009 IDNet NAC Extender</b>	Remote NAC power extender controlled by either a single IDNet address or by conventional NAC inputs. Provides up to 8 NAC outputs and can be programmed for SmartSync Class B operation.		Use where additional NAC power is required. Can be mounted close to the fire alarm control panel or remote.
<b>TrueAlert Notification Appliances</b>	"TrueAlert" is a Tyco International trademark that applies to a product family of both addressable and non-addressable notification appliances. <b>Non-addressable TrueAlert appliances</b> use SmartSync operation or conventional reverse polarity operation. <b>Addressable TrueAlert appliances</b> are individually operated and supervised and provide extensive installation and performance benefits. They are controlled by 4100U TrueAlert Power Supplies or separately mounted TrueAlert Addressable Controllers.		

TrueAlert Non-Addressable Multi-Candela Notification Appliance Reference Document, Revision 4/15/2013.

**Wall Mount A/V Horn/Strobe, 4-Wire Operation**


**Data Sheet S4903-0011**



Picture	Model	Color	15 cd	75 cd	110 cd	Operation	Replaces
	4903-9425	RED	✓			Free-run horn with strobe switch selectable as Free-Run or synchronized	4903-9236, -9239, -9422
	4903-9426			✓			4903-9237, -9423 ( <b>30 cd</b> )
	4903-9427				✓		4903-9238, -9240, -9424
	4903-9431	WHITE	✓			Separate horn and strobe operation requires 4 wires; horn and strobe can be wired together for simultaneous operation	4903-9241
	4903-9432			✓			4903-9242 ( <b>30 cd</b> )
	4903-9433				✓		—





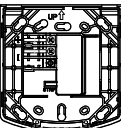
# Simplex TrueAlert Non-Addressable Audible Notification Appliances

1/7/2015



Wall Mount Horn, Free-Run or SmartSync Operation			Data Sheet S4901-0010
Pictures	Model	Color	Operation
	4901-9820	RED	Select as Free-Run or SmartSync operation

Mini-Horns			Data Sheet S4901-0013
Pictures	Model	Color	Operation
	4901-9858	RED	SmartSync operation; DIP switch selectable for high/low output and for 60 or 20 BPM (typically for Canadian applications) when receiving March Time commands (drawings are not to the same scale as the others)  Note: Not considered a "TrueAlert" product
	4901-9859	WHITE	



Multi-Tone Horns with 520 Hz			Data Sheet S49CMT-0001
Pictures	Model*	Color	Operation
	49CMT-WRF(-BA)	RED	SmartSync operation or Free-Run operation; output selectable as high or low  Tone is DIP switch selectable per horn as: 520 Hz Horn, High/Low, Broadband Horn, Bell, Slow Whoop, Siren, or Chime  Horn, bell, and high/low tones are selectable per appliance for 60 or 20 BPM (typically for Canadian applications) when receiving March Time SmartSync commands
	49CMT-WWF(-BA)	WHITE	
	49CMT-APPLW	Select cover and mounting plate separately	

TrueAlert Wall Mount Mounting Plates for 49CMT Series Multi-Tone Horns			
Reference	Model*	Color	Description
	49CMP-MTWR	Red	Mounting plates are required to be ordered separately when selecting a 49__-APPLW indoor appliance. Order color same as separately ordered cover.  A color matching mounting plate is shipped with the other appliances.
	49CMP-MTWW	White	



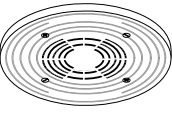
\* **Note:** (-BA) indicates model is available either with or without the -BA suffix. Model numbers ending in -BA, APPLW models, and separate mounting plates are assembled in the USA.

Multi-Tone Horns (legacy product)			Data Sheet S4901-0014
Pictures	Model	Color	Operation
	4901-9856	RED	SmartSync operation  Tone is DIP switch selectable per horn as: horn, bell, 500 Hz horn, slow whoop, siren, or high/low  Horn tone is also selectable for 60 or 20 BPM (typically for Canadian applications) when receiving March Time commands
	4901-9857	WHITE	


**Electronic Chimes** **Data Sheet S4902-0004**

Pictures	Model	Color	Operation
	4902-9210	RED	SmartSync operation, produces mechanical chime sound Tone and volume are adjustable if needed  On continuous and March Time pattern operate the same, at 60 BPM
	4902-9211	WHITE	

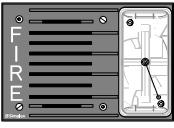
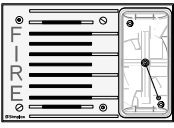
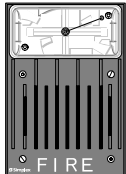
**Speakers, 25 or 70.7 VRMS, Tapped at 1/4 W, 1/2 W, 1 W, and 2 W** **Data Sheet S4902-0003**

Picture	Model	Color	Picture	Model	Color	Picture	Model	Color
	4902-9716	RED		4902-9717	WHITE		4902-9721	WHITE
	wall mount			wall mount			ceiling or wall mount	

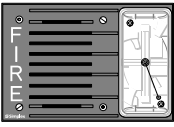
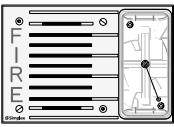
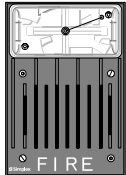


Retrofit Wall Mount Horn, Free-Run			Data Sheet S4901-0009		
Picture	Model	Color	Operation		
	4901-9822	RED	Free-Run only		




  

Retrofit Wall Mount S/V; 4-Wire Operation			Data Sheet S4903-0016			
Picture	Model	Color	15 cd	30 cd	110 cd	Operation
	4903-9150(H)*	RED	✓			Speakers are for 25 or 70.7 VRMS, tapped at 1/4 W, 1/2 W, 1 W, and 2 W; strobe is free-run or synchronized, switch selectable  <b>NOTE: Ratings are 15, <u>30</u>, and 110 cd</b>  * H suffix identifies high humidity version
	4903-9148			✓		
	4903-9149				✓	
	4903-9193	WHITE	✓			
	4903-9194			✓		
	4903-9195				✓	
	4903-9153	RED	✓			

Retrofit Wall Mount A/V; 4-Wire Operation			Data Sheet S4903-0017			
Picture	Model	Color	15 cd	30 cd	110 cd	Operation
	4903-9252	RED	✓			Free-run horn; strobe is free-run or synchronized, switch selectable  <b>NOTE: Ratings are 15, <u>30</u>, and 110 cd</b>
	4903-9253			✓		
	4903-9254				✓	
	4903-9257	WHITE	✓			
	4903-9258			✓		
	4903-9255	RED	✓			
	4903-9256				✓	

Retrofit Wall Mount V/O			Data Sheet S4904-0008			
Picture	Model	Color	15 cd	30 cd	110 cd	Operation
	4904-9176	RED	✓			Strobe is free-run or synchronized, switch selectable  <b>NOTE: Ratings are 15, <u>30</u>, and 110 cd</b>
	4904-9174			✓		
	4904-9175				✓	
	4904-9177	WHITE	✓			
	4904-9179			✓		
	4904-9181				✓	
	4904-9178	RED	✓			
	4904-9180			✓		
	4904-9182				✓	

### Speaker (data sheet S4902-0003) or TrueAlert Horn (data sheet S4901-0010)

<b>Standard</b>		<b>Logos Only</b>		<b>Blank</b>	
Red	4905-9988	Red	4905-9980	White	4905-9814
White	4905-9989	White	4905-9981		

### Multi-Tone Horn (data sheet S49CMT-0001)

<b>Fire</b>		<b>French</b>		<b>French/English</b>		<b>Logos Only</b>		<b>Blank</b>	
Red	49CMT-WRFIRE	Red	49CMT-WRFEU	Red	49CMT-WRBLNG	Red	49CMT-WRS	Red	49CMT-RBLANK
White	49CMT-WWFIRE	White	49CMT-WWFEU	White	49CMT-WWBLNG	White	49CMT-WWS	White	49CMT-WBLANK

### Strobe (V/O) (data sheet S4906-0001)

<b>Standard</b>		<b>Alert</b>		<b>French</b>		<b>Logos Only</b>		<b>Blank</b>	
Red	4905-9992	Red	4905-9841	Red	4905-9825	White	4905-9985	White	4905-9810
White	4905-9993	White	4905-9842						

### Horn/Visible (A/V) (data sheet S4906-0002)





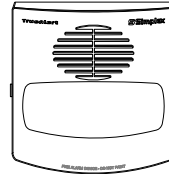
<b>Standard</b>		<b>Alert</b>		<b>French</b>		<b>Logos Only</b>		<b>Blank</b>	
Red	4905-9994	Red	4905-9843	Red	4905-9826	Red	4905-9982	White	4905-9808
White	4905-9995	White	4905-9844			White	4905-9983		

(continued next page)


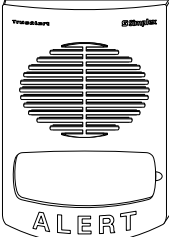



\* Refer to data sheet S49CV-0001 for TrueAlert ES Appliance Cover Selection Reference

**NOTE:** These covers are for use with Simplex® listed/approved audible, visible, or combination audible/visible notification appliances as a direct mechanical replacement for the cover originally shipped with the product. Compatibility includes both fixed and multi-candela products. White lettering is used on red covers and red lettering is used on white covers. Further agency listings and approvals are not applicable.

**Multi-Tone Audible/Visible (A/V)** (data sheet S49MTV-0001)

									
<b>Fire</b>		<b>Alert</b>		<b>French</b>		<b>French/English</b>		<b>Logos Only</b>	
Red	49CMTVC-WRFIRE	Red	49CMTVC-WRALT	Red	49CMTVC-WRFEU	Red	49CMTVC-WRBLNG	Red	49CMTVC-WRS
White	49CMTVC-WWFIRE	White	49CMTVC-WWALT	White	49CMTVC-WWFEU	White	49CMTVC-WWBLNG	White	49CMTVC-WWS

**Speaker/Visible (S/V)** (data sheet S4906-0003)

									
<b>Standard</b>		<b>Alert</b>		<b>French</b>		<b>Logos Only</b>		<b>Blank</b>	
Red	4905-9996	Red	4905-9845	Red	4905-9827	White	4905-9991	Red	4905-9811
White	4905-9997	White	4905-9846					White	4905-9812

## Adapter Plates and Accessories, Selection and Application Reference

**Note:** This is a general reference document. Please refer to the notification appliance data sheet and installation instructions for specific product compatibility and additional information.

### Adapter Plates

Model	Color	Description	Reference Diagram
4905-9836	Red	<b>Adapter Plate (Cosmetic)</b> Use for wall mount applications when replacing rectangular housing A/V (horizontal or vertical) on flush mounted, 4" square electrical box, with a TrueAlert A/V (or V/O if horn is no longer required) Dimensions: 7.95" x 5.91" x 0.06" (202 mm x 150 mm x 1.5 mm)	
4905-9839	White		
4905-9931	Red	<b>Adapter Plate</b> Use to mount TrueAlert horn, V/O, or A/V to Simplex® 2975-9145 box (typically for retrofit, may be mounted vertical or horizontal) Dimensions: 8-5/16" x 5-3/4" x 0.060" (211 mm x 146 mm x 1.5 mm)	<p>(A/V shown for reference)</p>
4905-9903	Red	<b>Adapter Plate</b> Use to adapt Simplex 2975-9145 box to mount TrueAlert S/V wall mount, or rectangular S/V (vertical or horizontal mount), typically used for retrofit	
4905-9910	Zinc plated	<b>Adapter Plate (Surface Mount)</b> Required for mounting to handy box; not needed when using 4905-9926 guard Dimensions: 4-7/8" x 3-1/8" x 0.060" D (124 mm x 79 mm x 1.5 mm)	<p>Handy box, 1-1/2" (38 mm) deep</p> <p>4905-9910 Adapter Plate</p> <p>Ceiling mount strobe (V/O)</p>

**Mounting Note:**  
 NFPA 72 requires that the entire lens be not less than 80" and not greater than 96" above the finished floor.

**Adapter Plates (Continued)**

Model	Color	Description	Reference Diagram
4905-9939	Zinc plated	<p><b>Adapter Plate for Rectangular A/V</b>                      (horn/strobe, vertical or horizontal mount)  <i>Required</i> for 3-gang Wiremold box, for 2-gang boxes, and for surface mounted 4" square boxes;  <i>Not needed</i> if 4905-9915 or 4905-9916 Adapter is used                      Dimensions: 7" x 4-7/8"                      (178 mm x 124 mm)</p>	
2905-9946	Beige	<p><b>Tile Bridge</b>                      Use for 4902-9721 Speaker (round, ceiling mounted)</p>	

**Adapter Skirts**

Model	Color	Description	Reference Diagram
4905-9937	Red	<p><b>Surface Mount (Shallow) Adapter Skirt</b>                      Use to cover 1-1/2" (38 mm) deep surface mounted boxes used for TrueAlert horns, V/O, and A/V</p>	
4905-9940	White	<p>Skirt depth: 1-5/8" (41 mm)</p>	
4905-9941	Red	<p><b>Surface Mount (Deep) Adapter Skirt for Wall Mount Speaker</b>                      Use to cover surface mounted 1-1/2" deep box with 1-1/2" deep extension external to wall</p>	
4905-9942	White	<p>Skirt depth: 3-3/16" (81 mm)</p>	

*continued next page*

**Adapter Skirts (Continued)**

Model	Color	Description	Reference Diagram
4905-9946	Red	<b>Surface Mount (Deep) Adapter Skirt for S/V</b> Required when mounting TrueAlert S/V to surface mounted electrical box, 4" square, 1-1/2" deep with 1-1/2" deep extension Skirt depth: 3-3/16" (81 mm)	<p>Surface mount conduit and box shown for reference</p> <p>4" (102 mm) square box profile, 1-1/2" (38 mm) deep with 1-1/2" extension</p> <p>Speaker/Strobe (S/V)</p> <p>Surface Mount Adapter Skirt</p>
4905-9947	White		
4905-9915	White	<b>Surface Mount Box Adapter</b> Use to cover 1-1/2" deep surface mounted boxes for use with rectangular A/V products (ceiling mount shown for reference) Dimensions: 4-3/4" x 6-7/8" x 1-1/2" deep, (121 mm x 175 mm x 38 mm)	<p>Ceiling reference, surface mounted box</p> <p>4" (102 mm) square box, 1-1/2" (38 mm) minimum depth</p> <p>Adapter</p>
4905-9916	Red		

**Mounting Boxes**

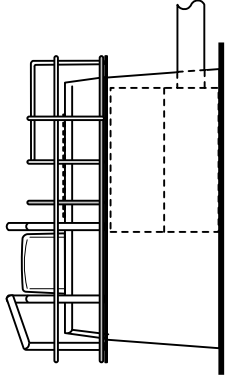
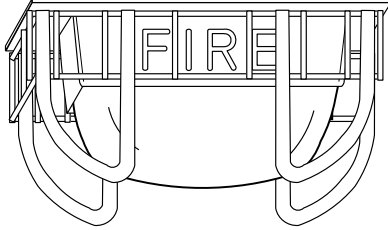
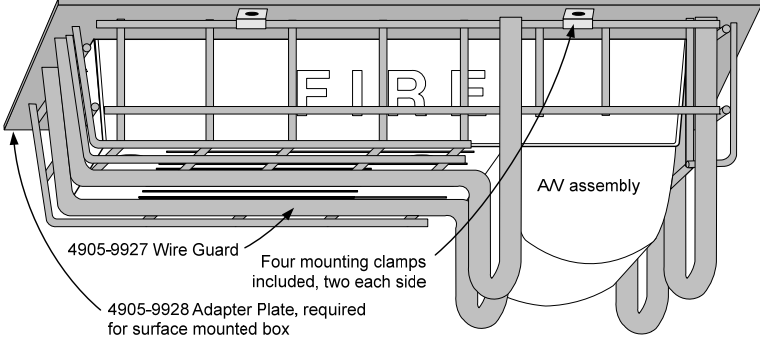
Model	Color	Description	Reference Diagram
4905-9923	Red	<b>Surface Mount Box for Rectangular A/V or S/V;</b> horizontal or vertical mount; Dimension: 4-5/16" x 6-5/8" x 2-3/4" (110 mm x 168 x 70 mm)	<p>4905-9923 or 4905-9924 Surface Mount Box</p>
4905-9924	White		

**Wire Guards**

Model	Color	Description	Reference Diagram
4905-9961	Red	<b>Wire Guard for Wall Mount TrueAlert V/O or A/V, Includes Mounting Plate</b> Compatible with semi-flush or surface mounted boxes; Dimensions: 6-1/16" H x 6-1/16" W x 3-1/8" D (154 mm x 154 mm x 79 mm)	<p>Front View with A/V</p> <p>Side View with V/O, Shown with Surface Mount Box which Requires Adapter Skirt</p>

continued next page

**Wire Guards (Continued)**

Model	Color	Description	Reference Diagram
4905-9998	Red	<p><b>Wire Guard for Wall Mount TrueAlert S/V, Includes Mounting Plate</b></p> <p>Compatible with semi-flush or surface mounted boxes;            Dimensions: 8-3/8" H x 6-1/16" W x 3-1/4" D            (213 mm x 154 mm x 79 mm)</p>	<p>Side View with S/V, Shown with Surface Mount Boxes which Require Adapter Skirt; (front view is similar to 4905-9961, but taller, drawings are not at same scale)</p> 
4905-9926	Red	<p><b>Wire Guard for Ceiling Mount V/O, Includes Mounting Plate</b></p> <p>Compatible with semi-flush or surface mounted boxes; compatible with wall mount rectangular style V/O, typically for retrofit            Dimensions: 6-1/8" x 4-3/8" x 2-7/8" deep (156 mm x 111 mm x 73 mm)</p>	<p>Guard shown with ceiling mount strobe (V/O) on mounting plate (2 pieces)</p> 
4905-9927	Red	<p>Red Wire Guard for mounting to flush mounted electrical box</p>	 <p>AV assembly</p> <p>4905-9927 Wire Guard</p> <p>Four mounting clamps included, two each side</p> <p>4905-9928 Adapter Plate, required for surface mounted box</p>
4905-9928	Red	<p>Red Adapter Plate, required to mount guard to surface mounted electrical box</p>	

## Simplex Appliances and STI Covers, UL Listed Compatibility Reference

The following table summarizes the Simplex appliances that have been UL tested and listed with various STI polycarbonate vandal covers. The products were tested and grouped together to provide the best performance, the loss values shown below are significantly better than the generic de-rating (loss) factors.

More information on STI products can be found at [www.sti-usa.com](http://www.sti-usa.com).

Appliance		Simplex Model Number	STI Cover Model Number	Back Box Mounting Type	Light Loss	Sound Loss	Required Surface Mount Adapter Skirt (see note 4)
Mounting	Type						
Wall (see note 5)	Speaker	4902-9716	STI-1210D	Surface	NA	1.1 dBA	4905-9941
			STI-1210E	Flush	NA	2.9 dBA	None
Ceiling	Speaker	4902-9721	STI-1217	Flush	NA	5.4 dBA	
Wall	Horn	4901-9820	STI-1210D	Surface	NA	3.1 dBA	4905-9937
				Flush	NA	6.1 dBA	None
Wall	V/O	4906-9101 and 4906-9103	STI-1210D	Surface	41.7%	NA	4905-9937 (red) or 4905-9940 (white)
			STI-1210E	Flush	31%	NA	
			STI-1215	Flush	33.3%	NA	
			STI-1217 (see Note 3)	Surface	30.7%	NA	
Wall	A/V	4906-9127 and 4906-9129	STI-1210D	Surface	41.7%	3.7 dBA	4905-9937 (red) or 4905-9940 (white)
			STI-1210E	Flush	31%	4.9 dBA	
			STI-1215	Flush	33.3%	5.7 dBA	
			STI-1217 (see Note 3)	Surface	30.7%	6.3 dBA	
Ceiling	V/O	4906-9102 and 4906-9104	STI-1217	Surface	21.5%	NA	None
			STI-1217	Flush	39.4%	NA	
Wall	S/V	4906-9151 and 4906-9153	STI-1210D	Surface	34.3%	1.5 dBA	4905-9946 (red)
			STI-1210E	Flush	31%	3.3 dBA	4905-9947 (white)
Ceiling	S/V	4906-9154	STI-1217	Flush	23.6%	1.4 dBA	None

### Notes:

- Covers are not listed for ULC applications.
- Refer to the STI Installation Manuals packed with each cover for mounting and maintenance instructions.
- STI adhesive backed spacer to mounting surface gasket required;** cover to spacer gasket is not used
- Surface mounted appliances require use of the appropriate Surface Mount Adapter Skirt as listed.
- Speaker 4902-9716 is listed for both wall and ceiling mount with the STI covers as shown above.



*TYCO, SIMPLEX, and the product names listed in this material are marks and/or registered marks. Unauthorized use is strictly prohibited.*



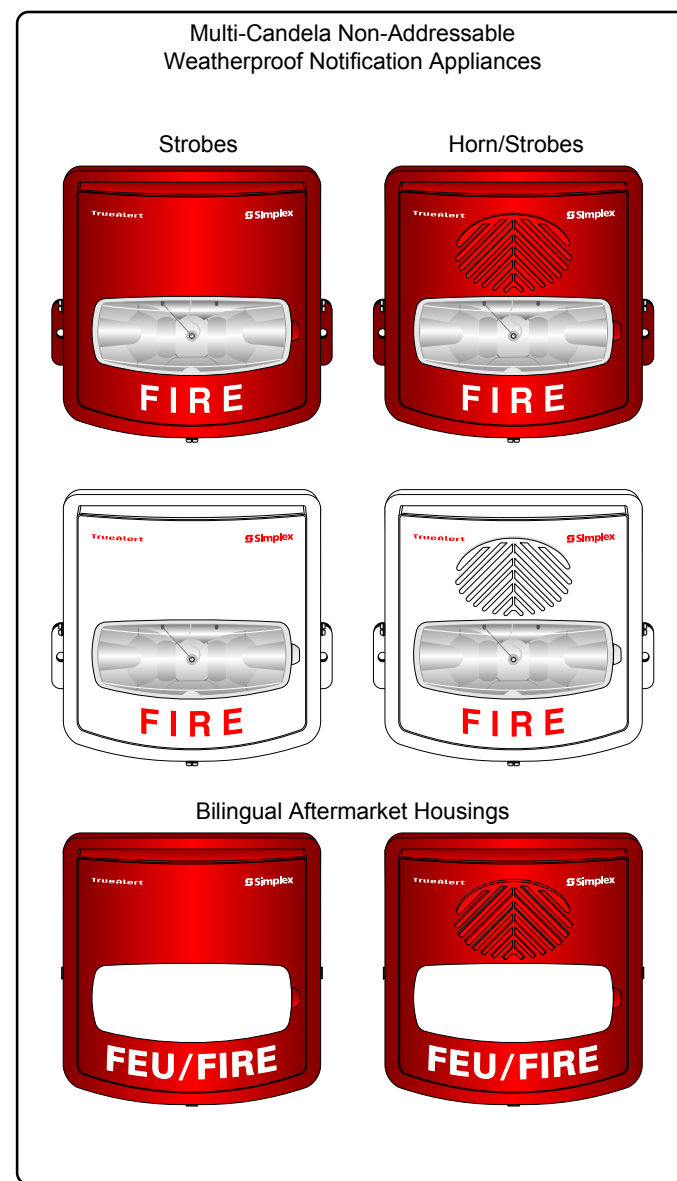
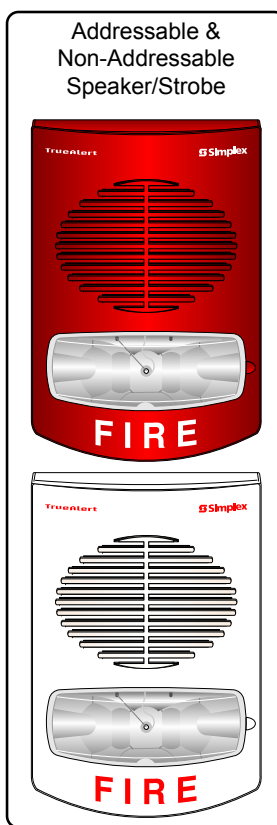

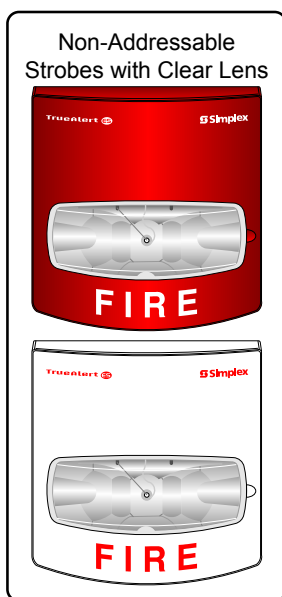
Tyco Fire Protection Products • Westminster, MA • 01441-0001 • USA

S4905-0008-1 6/2012

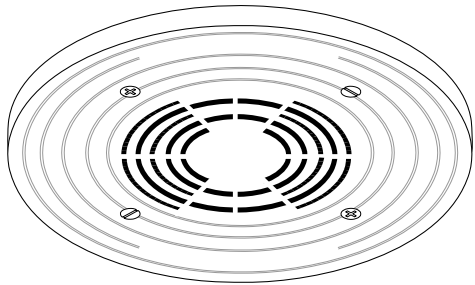
[www.simplexgrinnell.com](http://www.simplexgrinnell.com)

© 2012 Tyco Fire Protection Products. All rights reserved. All specifications and other information shown were current as of document revision date and are subject to change without notice.

## TrueAlert Wall Mount Notification Appliances, Reference Drawings



# Ceiling Mount Notification Appliances, Reference Drawings



Speaker

