



FireFinder® XLS

Fire Alarm Enclosures & Equipment

Models: CAB1, CAB-BATT, CAB-BATT-R, CAB2-BB, CAB2-BD, CAB2-X, CAB2-XBD, CAB2-XRD, CAB3-BB, CAB3-BD, CAB3-X, CAB3-XBD, CAB3-XRD, CAB-MP, ID-MP, ID-SP, BCM, OD-LP, OD-BP, OD-GP, REMBOX2, REMBOX4, XLS-MLE6-ADPT, XLS-MME3-ADPT, XLS-MSE2-ADPT, XLS-MSE3-ADPT and XLS-RCC13F-ADPT

ARCHITECT AND ENGINEER SPECIFICATIONS

- One (1), two (2), and (3) three-row enclosures for the FireFinder XLS system
- Blank plates for inner and outer doors
- Lens and grill plates for outer door
-  UL 864 9th Edition Listed and  ULC Listed; FM (#3010), CSFM (#7165-0067:0222) & NYCFD (#6160) Approved



CAB1



CAB2



CAB3

Product Overview

The FireFinder XLS fire alarm enclosures (Models CAB1, CAB2, and CAB3) and their accessories provide a complete set of hardware for mounting all FireFinder XLS main system and remote transponder cards and modules.

The hardware allows the FireFinder XLS system to be configured for a wide variety of applications, and allows for future system upgrades. Included in the enclosure series are backbox and door sets, removable mounting plates and clear lenses, louvered ventilation grill plates, and blank plates for use with the enclosure doors.

All enclosures come with ground straps for the inner and outer doors, shield termination lugs, grounding lugs, and tie wrap lances for securing wire. All enclosures can also mount system backup batteries up to 31AH in capacity.

Enclosures, Doors & Plates

CAB1 – Single-Row Enclosure

Model CAB1, the smallest of the FireFinder XLS enclosures, can house a single Model CAB-MP cabinet mounting plate for mounting card cages, power supplies and bulk amplifiers. Model CAB1 also has four (4) mounting slots on the inner door for mounting a Person Machine Interface and Model ID-MP switch module brackets.

Model CAB1 comes complete with a black back box, with black inner and outer doors, a single lock and key set on the outer door, and a single OD-LP outer door lens plate (installed). A red version (Model CAB1-R) is also available. Approximate size is 27" (68.6cm.) high, 26" (66cm.) wide, and 8" (20.3cm.) deep.

Enclosures, Doors & Plates – (cont.'d)



CAB1 Enclosure

CAB2 – Two-Row Enclosure

Model CAB2 is the mid-sized FireFinder XLS enclosure capable of housing a maximum two (2) Model CAB-MP cabinet mounting plates. The inner door has two (2) rows of four (4) mounting slots. The outer door has space for mounting two (2) outer door plates (Models OD-LP, OD-BP or OD-GP). The outer door can be configured to open from either side. Model CAB2 consists of the Model CAB2-BB back box; the Model CAB2-BD black inner and outer door package, and one (1) Model OD-LP lens plate. The outer door has a single lock and key set installed. Red doors are available in Model CAB2-RD. Additional door mounting plates must be ordered separately. Approximate size is 45" (114.3cm.) high, 26" (66cm.) wide, and 8" (20.3cm.) deep.



CAB2 Enclosure

CAB3 – Three-Row Enclosure

Model CAB3, the largest single FireFinder XLS enclosure available, can house a maximum three (3) Model CAB-MP cabinet mounting plates in the enclosure, and three (3) rows of inner door mounting slots. The outer door can be configured to open from either side. Model CAB3 consists of the Model CAB3-BB back box; the Model CAB3-BD black inner and outer door package, and one (1) Model OD-LP lens plate. The outer door has two (2) locks and key sets installed. Red doors are available via Model CAB3-RD.

Additional door mounting plates must be ordered separately. Approximate size is 63" (160cm.) high, 26" (66cm.) wide, and 8" (20.3cm.) deep.



CAB3 Enclosure

Enclosure Trim Kits

Trim kits are available for all system enclosures for semi-flush mounting applications. Model CAB1-TK (for black enclosures) and Model CAB1R-TK (for red enclosures) fit Models CAB1 and CAB1-R enclosures. Similarly, Models CAB2-TK and CAB2R-TK fit the Model CAB2 enclosure, and Models CAB3-TK and CAB3R-TK fit the Model CAB-3 enclosure.

Remote Transponder Doors

The FireFinder XLS system can use remote transponders for mounting additional modules such as amplifiers without requiring a Person Machine Interface or any control switches. Special doors are available for systems using Model CAB2 or Model CAB3 remote transponders. Models CAB2-XBD and CAB3-XBD omit the unused inner door and come complete with ventilation louvers built into the door. Model CAB2-XBD comes in black, and fits on Model CAB2-BB. Model CAB3-XBD also comes in black, and fits on Model CAB3-BB.

Remote transponder door are also orderable in red: Models CAB2-XRD and CAB3-XRD. Complete box and door kits are available as Models CAB2-X and CAB3-X.



CAB2-XBD Door



CAB3-XBD Door

OD-GP – Outer-Door Grill Plate

Model OD-GP also covers an entire row on the outer door of a system cabinet, but has four rows of ventilation louvers on it. Model OD-GP is mounted in front of system bulk amplifiers, card amplifiers, or other modules that generate heat. Using Model OD-GP will permit airflow across these modules to aid in heat dissipation. A single grill plate is included with each Model OG-GP.



OD-GP

Remote System Enclosures

Models REMBOX2 and REMBOX4 are FireFinder XLS system enclosures that are used for remotely mounting inner-door modules, such as the Person Machine Interface, switch modules, live-voice modules, and Model FMTs.

Enclosures, Doors & Plates – (cont.'d)

REMBOX4 are FireFinder XLS system are thinner than the regular CAB enclosures (just 5" deep overall), and are perfect for mounting in places where space is limited (such as lobbies or behind a receptionist's desk).

Due to their smaller depth, no card cages, power supplies or bulk amplifiers can be mounted in a REMBOX. However, modules such as the Remote Network Interface Module (Model RNI); the Output-Control Module (Model OCM-16) and the Supervised Input Module (Model SIM-16) can be mounted in a REMBOX. Due to the depth of the live-voice module and the firefighters' master telephone, no Model OCM-16 or Model SIM-16 modules can be used simultaneously with Model LVM or Model FMT.

Both Models REMBOX2 and REMBOX4 are designed for flush mounting with no trim kit required. Both enclosures also come with a clear lens plate on the cover.

REMBOX2 – Two-Module Remote Enclosure

Model REMBOX2 has two (2) inner door module spaces, and can hold a single Model PMI-2, up to two (2) switch module brackets, one (1) Model LVM live voice module. Combinations are also allowed. Model REMBOX2 can also mount a single Model RNI on a bracket included in the backbox. A bracket (Model REMBOX2-MP) can be used to mount up to four (4) Model OCM-16s or Model SIM-16 enclosures. Model REMBOX2-MP must be purchased separately. Approximate size of Model REMBOX2 is 14-1/2" (36.8cm.) wide, 18-1/2" (47cm.) high and 5" (12.7cm.) deep.



REMBOX2
(with doors closed)



REMBOX2
(with doors open)

Note: A red, (2) two-module remote lobby enclosure (Model REMBOX2R) is also available.

REMBOX4 – Four-Module Remote Enclosures

Model REMBOX4 has space for mounting four (4) inner door modules. Any combination of Model PMI-2 (two-module spaces), switch module brackets, Model LVM or Model FMT (one-module space each) can be used. Unused module spaces can be covered with Model ID-SP blank plates.

Model REMBOX4 can also mount to a single Model RNI on a bracket included in the backbox. A bracket known as Model REMBOX4-MP can be used to mount a maximum eight (8) Model OCM-16s or Model SIM-16s. Model REMBOX4-MP must be purchased separately. Approximate size of Model REMBOX4 is 24" (61cm.) wide, 18-1/2" (47cm.) high and 5" (12.7cm.) deep.



REMBOX4
(with doors closed)



REMBOX4
(with doors open)

Note: A red, (4) four-module remote lobby enclosure (Model REMBOX4R) is also available.

CAB-MP – Cabinet Mounting Plate

The cabinet mounting plate (Model CAB-MP) provides mounting for a single row of modules in a FireFinder XLS cabinet. Four (4)-module spaces are available on Model CAB-MP. Model CAB-MP is used to mount the Model CC-5 card cage, the Model CC-2 card cage, the Model PSC-12 power supply, the Model PSX-12 power supply extender, and the Model ZAM-80 / 180 zone amplifiers.



CAB-MP

ID-MP – Inner Door Mounting Plate

The inner door mounting plate (Model ID-MP) is mounted on the inner door of a CAB enclosure. Model ID-MP plates are used to mount Model SCM-8 switch control modules; Model LCM-8 LED control modules, or with Model FCM-6.

Four (4) mounting plates are included in each Model ID-MP. Each mounting plate has four (4) spaces for control modules, and can hold either four (4) Model SCM-8 modules {one [1] control module space each}; four (4) Model LCM-8 modules {one [1] control module space each}; or two (2) Model FCM-6 modules {two [2] module spaces each}.

Combinations are also allowed. Blank spaces in Model ID-MP can be covered using the Model BCM blank control module plate. A maximum four (4) Model ID-MP plates can be mounted in a single row on the inner door.



ID-MP

Enclosures, Doors & Plates – (cont.'d)

ID-SP – Inner-Door Single Blank Plate

Model ID-SP is used to cover any single module blank spaces on the inner door not used to mount the Person Machine Interface or one (1) Model ID-MP. Up to four (4) Model ID-SP plates can be mounted in a single row on the inner door. Two (2) blank plates are included in each Model ID-SP.



ID-SP

XDACT-ASSY – XDACT Assembly

The XDACT Assembly (Model XDACT-ASSY) is the blank plate used for holding the optional Digital Alarm Communication Transmitter (DACT), Model FCA2015-U1. The XDACT assembly vertically mounts on the back, left-hand side of an inner door of any type of FireFinder panel, adjacent to a Person Machine Interface (PMI).



XDACT-ASSY

BCM – Blank Control Module plate

Model BCM is used on Model ID-MP to cover any blank areas where control modules are not used. A maximum four (4) Model BCM plates can be mounted on a single Model ID-MP. Four (4), blank-module plates are included in each Model BCM.




BCM

OD-LP – Outer Door Lens Plate

Model OD-LP is a clear plastic lens plate mounted on the outer door of a system cabinet. Model OD-LP is used to allow operators to see the system interface and controls mounted on the inner door, but restricts access to unauthorized users. Model OD-LP covers an entire row on the outer door. A single lens plate is included with each Model OD-LP.

OD-BP – Outer-Door Blank Plate

The Outer Door Blank Plate (Model OD-BP) is used to cover an entire row of a XLS system cabinet. Model OD-BP is mounted when no module is used in that location. Model OD-BP is mounted on the outer door, and one (1) blank plate is included with each order.



OD-BP

XLS-MSE2/R-ADPT – XLS MSE-2/R Enclosure Adapter

Model XLS-MSE2-ADPT, which must be used in conjunction with Model CAB-MP, is an adapter that allows FireFinder XLS cards to be mounted in older-generation MXL Model MSE-2 small black enclosures. Model XLS-MSE2R-ADPT, which must be used in conjunction with Model CAB-MP, is an adapter that allows FireFinder XLS cards to be mounted in older-generation MXL Model MSE-2R small red enclosures.



XLS-MSE2-ADPT

XLS-MME3/R-ADPT – XLS MME-3/R or MBR-2 Enclosure Adapters

Model XLS-MME3-ADPT, which must be used in conjunction with Model CAB-MP, is an adapter that allows FireFinder XLS cards to be mounted in older-generation MXL Model MME-3 or Model MBR-2 medium black enclosures.

Model XLS-MME3R-ADPT, which must be used in conjunction with Model CAB-MP, is an adapter that allows FireFinder XLS cards to be mounted in older-generation MXL Model MME-3R medium red enclosures.



XLS-MME3-ADPT

Enclosures, Doors & Plates – (cont.'d)

XLS-MLE6/R-ADPT – XLS MLE-6/R Enclosure Adapter

Model XLS-MLE6-ADPT, which must be used in conjunction with Model CAB-MP, is an adapter that allows FireFinder XLS cards to be mounted in older-generation MXL Model MLE-6 large black enclosures.

Model XLS-MLE6R-ADPT, which must be used in conjunction with Model CAB-MP, is an adapter that allows FireFinder XLS cards to be mounted in older-generation MXL MLE-6R large red enclosures.



XLS-MLE6-ADPT

XLS-MSE3/R-ADPT – XLS MSE-3L/R or MSE-3M/R Enclosure Adapters

Model XLS-MSE3-ADPT is an adapter that allows FireFinder XLS cards to be mounted in the older generation MXL-IQ Model MSE-3L or Model MSE-3M black enclosure.


Model XLS-MSE3R-ADPT is an adapter that allows FireFinder XLS cards to be mounted in the older generation MXL-IQ Model MSE-3LR or Model MSE-3MR red enclosure.



XLS-MSE3-ADPT

XLS-RCC-1-ADPT – XLS RCC-1 Enclosure Adapter

Model XLS-RCC1-ADPT is an adapter that allows the FireFinder XLS Model SSD/-C series remote annunciator to be mounted in the older generation Model RCC-1 surface-mount enclosure.



XLS-RCC1-ADPT

XLS-RCC13F/R-ADPT – XLS RCC-1F/R or RCC-3F/R Enclosure Adapters

Model XLS-RCC13F-ADPT is an adapter that allows the FireFinder XLS Model SSD/-C series remote annunciator to be mounted in the older generation Model RCC-1F or Model RCC-3F black, flush-mount enclosure.

Model XLS-RCC13FR-ADPT is an adapter that allows the Model SSD/-C series to be mounted in the older generation RCC-1FR (red) and RCC-3FR (red) flush-mount enclosure.



XLS-RCC13F-ADPT

Temperature and Humidity Range

Products are @UL 864 9th Edition listed for indoor / dry locations within a temperature range of 120 +/- 3°F (49 +/- 2°C) to 32 +/- 3°F (0 +/- 2°C) and a relative humidity of 93 +/- 2% at a temperature of 90 +/- 3°F (32 +/- 2°C).

Details for Ordering

Model	Part Number	Description
BCM	500-033320	Blank control module plate, four [4] per package
CAB-1	500-633007	Complete single-row cabinet, black
CAB-1R	500-633728	Complete single-row cabinet, red
CAB1-TK	500-633013	Single-row trim-kit cabinet, black
CAB1R-TK	500-633729	Single-row trim-kit cabinet, red
CAB2-BB	500-633009	(2) Two-row back box, black
CAB2-RB	500-634941	(2) Two-row back box, red
CAB2-BD	500-633008	(2) Two-row inner & outer door set, black
CAB2-RD	500-633755	(2) Two-row inner & outer door set, red
CAB2-TK	500-633014	(2) Two-row trim-kit cabinet, black
CAB2R-TK	500-633753	(2) Two-row trim-kit cabinet, red
CAB2-XBD	500-633768	CAB2 transponder door, black
CAB2-XRD	500-633792	CAB2 transponder door, red
CAB2-X	599-034252	Complete CAB2 w/ transponder door [no inner door]
CAB3-BB	500-633011	(3) Three-row back box, black
CAB3-RB	500-634942	(3) Three-row back box, red
CAB3-BD	500-633010	(3) Three-row inner & outer door set, black
CAB3-RD	500-633757	(3) Three-row inner & outer door set, red
CAB3-TK	500-633015	(3) Three-row trim-kit cabinet, black
CAB3R-TK	500-633754	(3) Three-row trim-kit cabinet, red
CAB3-XBD	500-633769	CAB3 transponder door, black
CAB3-XRD	500-633793	CAB3 transponder door, red
CAB3-X	599-034253	Complete CAB3 w/ transponder door [no inner door]
CAB-BATT	500-633917	Field-mounted enclosure for 100AH batteries, black
CAB-BATT-R	500-634925	Field-mounted enclosure for 100AH batteries, red

Model	Part Number	Description
ID-MP	500-633027	Inner-door enclosure mounting plate, four [4] per package
ID-SP	500-633028	Single-module inner-door enclosure mounting plate [two (2) per package]
OD-BP	500-633017	Outer door blank plate
OD-BP-R	500-634919	Outer door blank plate, red
OD-GP	500-633018	Outer door grill plate
OD-GP-R	500-634920	Outer door grill plate, red
OD-LP	500-633016	Outer door lens plate
REMBOX2	500-633772	(2) Two-module remote lobby enclosure, black
REMBOX2R	500-650612	(2) Two-module remote lobby enclosure, red
REMBOX2-MP	500-634211	Mounting plate for Models OCM-16 / SIM-16 in Model REMBOX2
REMBOX4	500-633914	(4) Four-module remote lobby enclosure, black
REMBOX4R	500-650613	(4) Four-module remote lobby enclosure, red
REMBOX4-MP	500-634212	Mounting plate for Models OCM-16 / SIM-16 in Model REMBOX4
XDACT-ASSY	S54430-A5-A1	XDACT Assembly (mounts to Inner-door)
XLS-MLE6-ADPT	S54430-C9-A1	MLE-6 enclosure adapter for XLS, black
XLS-MLE6R-ADPT	S54430-C9-A2	MLE-6R enclosure adapter for XLS, red
XLS-MME3-ADPT	S54430-C8-A1	MME-3 and MBR-2 enclosure adapters for FireFinder XLS, black
XLS-MME3R-ADPT	S54430-C8-A2	MME-3R enclosure adapter for XLS, red
XLS-MSE2-ADPT	S54430-C7-A1	MSE-2 enclosure adapter for XLS, black
XLS-MSE2R-ADPT	S54430-C7-A2	MSE-2R enclosure adapter for XLS, red
XLS-MSE3-ADPT	S54430-C14-A1	MXL-IQ MSE-3L and MSE-3M enclosure adapters for XLS, black
XLS-MSE3R-ADPT	S54430-C14-A2	MXL-IQ MSE-3LR & MSE-3MR enclosure adapters for XLS, red
XLS-RCC1-ADPT	S54430-Z14-A1	RCC-1 enclosure adapter, black
XLS-RCC13F-ADPT	S54430-Z13-A1	RCC-1F & RCC-3F enclosure adapters, black
XLS-RCC13FR-ADPT	S54430-Z13-A2	RCC-1FR & RCC-3FR enclosure adapters, red

Notice: This marketing data sheet is not intended to be used for system design or installation purposes. For the most up-to-date information, refer to each product's installation instructions.