




# TRIM DIAGRAM

**MODEL VXD  
SINGLE INTERLOCK WITH  
PNEUMATIC RELEASE 8"**

The Viking Corporation, 210 N Industrial Park Drive, Hastings MI 49058  
Telephone: 269-945-9501 Technical Services: 877-384-5464 Fax: 269-818-1680 Email: techsvcs@vikingcorp.com  
Visit the Viking website for the latest edition of this technical data page.



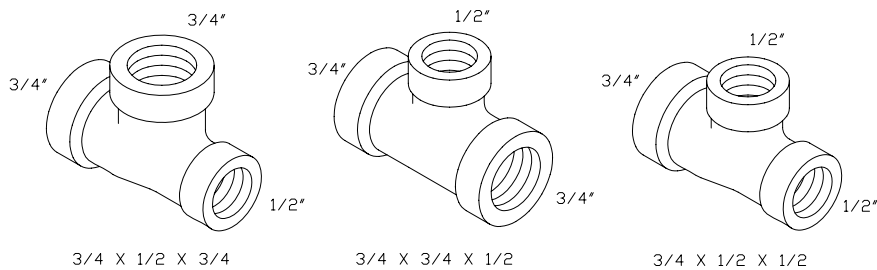
**WARNING:** Cancer and Reproductive Harm-  
[www.P65Warnings.ca.gov](http://www.P65Warnings.ca.gov)



## General Notes:

- Valve must be trimmed as shown. Any deviation from trim size or arrangement may affect the proper operation of the valve.
- All pipe, 3/4" (20 mm) and smaller, shall be galvanized steel except when other materials are specified in the Technical Data for the system used.
- Viking uses ASME fitting designations. Tees shall be called out in the following order: 1 - Largest outlet on run; 2 - Smaller outlet on run; 3 - Branch size.

NOTE: Viking uses ASME fitting designations. Tee's shall be called out in the following manner: 1-Largest outlet on run; 2-Smaller outlet on run; 3-Branch size.

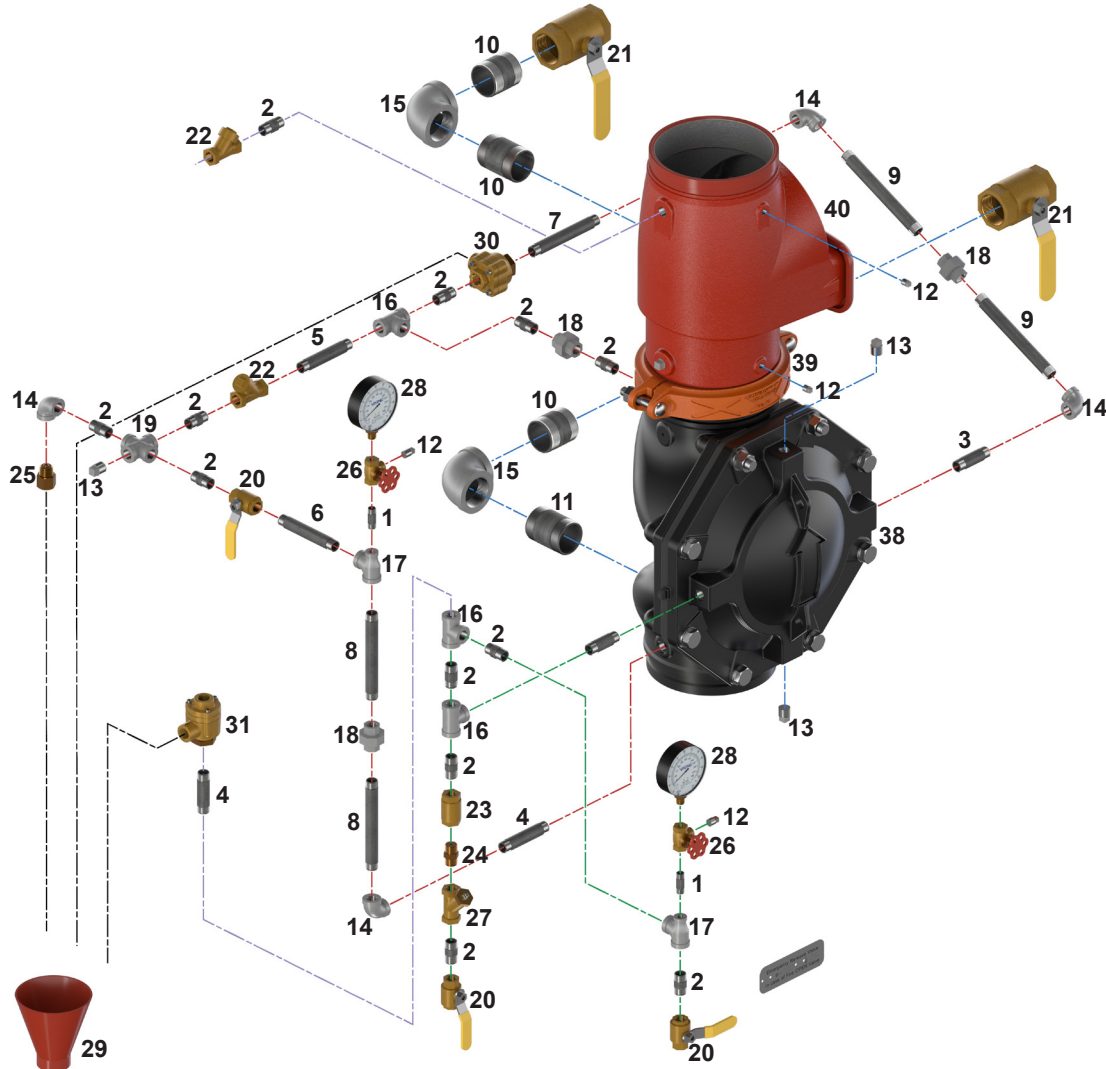




# TRIM DIAGRAM

**MODEL VXD  
SINGLE INTERLOCK WITH  
PNEUMATIC RELEASE 8"**

The Viking Corporation, 210 N Industrial Park Drive, Hastings MI 49058  
Telephone: 269-945-9501 Technical Services: 877-384-5464 Fax: 269-818-1680 Email: techsvcs@vikingcorp.com  
Visit the Viking website for the latest edition of this technical data page.



#	Description/Specification	Metric Length	Quantity
1	1/4" X 1-1/2"	38 mm	2
2	1/2" X 1-1/2"	38 mm	12
3	1/2" X 2-1/2"	64 mm	2
4	1/2" X 4"	102 mm	2
5	1/2" X 4-1/2"	115 mm	1
6	1/2" X 5"	127 mm	1
7	1/2" X 6"	152 mm	1
8	1/2" X 6-1/2"	165 mm	2
9	1/2" X 7-1/2"	191 mm	2
10	2" X 2-1/2"	64 mm	3
11	2" X 3"	76 mm	1
12	1/4" plug	--	4
13	1/2" plug	--	3
14	1/2" elbow	--	4
15	2" elbow	--	2
16	1/2" tee	--	3
17	1/2" X 1/4" X 1/2" tee	--	2

#	Description/Specification	Metric Length	Quantity
18	1/2" union	--	3
19	1/2" cross	--	1
20	1/2" Ball Valve	--	3
21	2" Ball Valve	--	2
22	1/2" Swing check valve	--	2
23	1/2" Inline check valve	--	1
24	1/2", 1/8" restriction orifice	--	1
25	1/2", 1/8" restriction orifice	--	1
26	1/4" Side outlet valve	--	2
27	1/2" Strainer	--	1
28	Water pressure gauge	--	2
29	Drain cup	--	1
30	PORV	--	1
31	Pneumatic actuator	--	1
38	8" Deluge valve	--	1
39	8" Grooved coupling	--	1
40	8" Check valve	--	1