

VC Valves Series

2- and 3-Way ON-OFF Variants
Installation Instruction



 $T = 65^{\circ}\text{C} (149^{\circ}\text{F})$	 $1-95^{\circ}\text{C} (34-203^{\circ}\text{F})$ $p_{\max} = 20 \text{ bar (290 psi)}$ $\Delta p_{\max} = 4 \text{ bar (58 psi)}$	 $230\text{V}\sim 50-60\text{Hz}$ $24\text{V}\sim 50-60\text{Hz}$ $\text{IP } 40$ $2,2\text{A } 5-109 \text{V}\sim$ $1,0\text{A } 110-277 \text{V}\sim$
--	--	--

<table border="1"> <tr> <th>VC</th> <th>a₁</th> <th>a₂</th> <th>a₃</th> <th>v₁</th> <th>v₂</th> <th>c₁</th> <th>m₁</th> <th>m₂</th> <th>p₁</th> </tr> <tr> <td>VC</td> <td>6</td> <td>0</td> <td>12</td> <td>M</td> <td>P</td> <td>60</td> <td>0</td> <td>0</td> <td>E</td> </tr> <tr> <td></td> <td colspan="2" style="text-align: center;">(M)</td> <td></td> <td style="text-align: center;"> </td> <td style="text-align: center;">/</td> <td style="text-align: center;"> </td> <td style="text-align: center;">Model</td> <td></td> <td style="text-align: center;"> </td> </tr> <tr> <th>a₁ a₂ a₃</th> <th colspan="2">a₁</th> <th colspan="3">a₂</th> <th colspan="3">a₃</th> </tr> <tr> <td></td> <td colspan="2" style="text-align: center;">24V</td> <td colspan="3" style="text-align: center;">230V</td> <td colspan="3" style="text-align: center;"> </td> </tr> <tr> <td>SPDT</td> <td style="text-align: center;">2</td> <td style="text-align: center;">6</td> <td colspan="3" style="text-align: center;">0</td> <td style="text-align: center;">x</td> <td style="text-align: center;"> </td> <td style="text-align: center;">11</td> <td style="text-align: center;">13</td> </tr> <tr> <td>SPST</td> <td style="text-align: center;">8</td> <td style="text-align: center;">4</td> <td colspan="3" style="text-align: center;">6</td> <td style="text-align: center;">✓</td> <td style="text-align: center;"> </td> <td style="text-align: center;">10</td> <td style="text-align: center;">12</td> </tr> </table>	VC	a ₁	a ₂	a ₃	v ₁	v ₂	c ₁	m ₁	m ₂	p ₁	VC	6	0	12	M	P	60	0	0	E		(M)				/		Model			a ₁ a ₂ a ₃	a ₁		a ₂			a ₃				24V		230V						SPDT	2	6	0			x		11	13	SPST	8	4	6			✓		10	12
VC	a ₁	a ₂	a ₃	v ₁	v ₂	c ₁	m ₁	m ₂	p ₁																																																											
VC	6	0	12	M	P	60	0	0	E																																																											
	(M)				/		Model																																																													
a ₁ a ₂ a ₃	a ₁		a ₂			a ₃																																																														
	24V		230V																																																																	
SPDT	2	6	0			x		11	13																																																											
SPST	8	4	6			✓		10	12																																																											

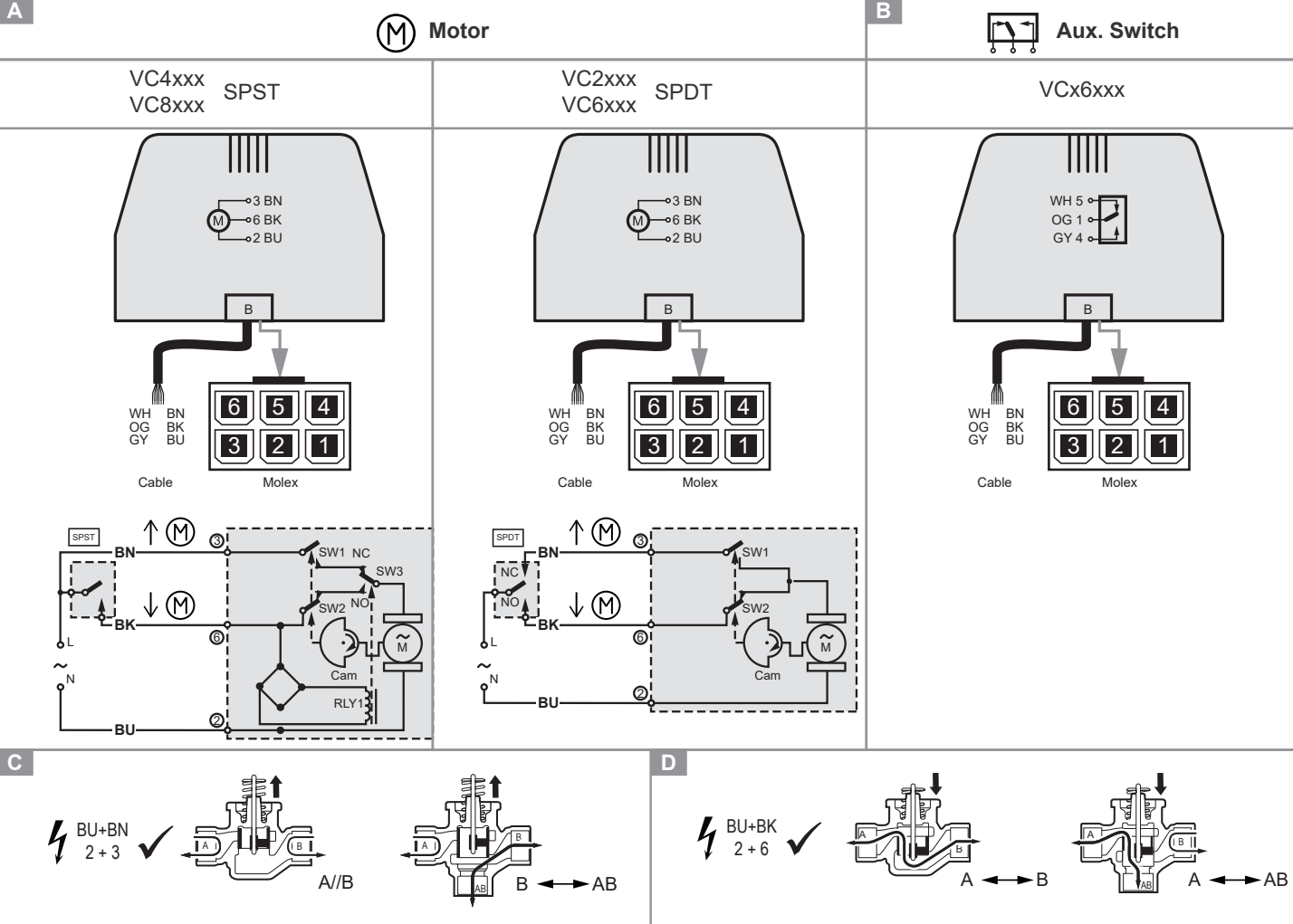
$v_1 + v_2$ kvs: A → B $c_1=10$											
		AA1000	AF1000		AH1000	AJ1000	AM1000		AP1000	AQ1000	AS1000
	kvs	3,0	3,2	-	5,3	5,0	5,0	-	5,5	5,5	5,5
				AG1000				AN1000			
	kvs			5,2				5,7			

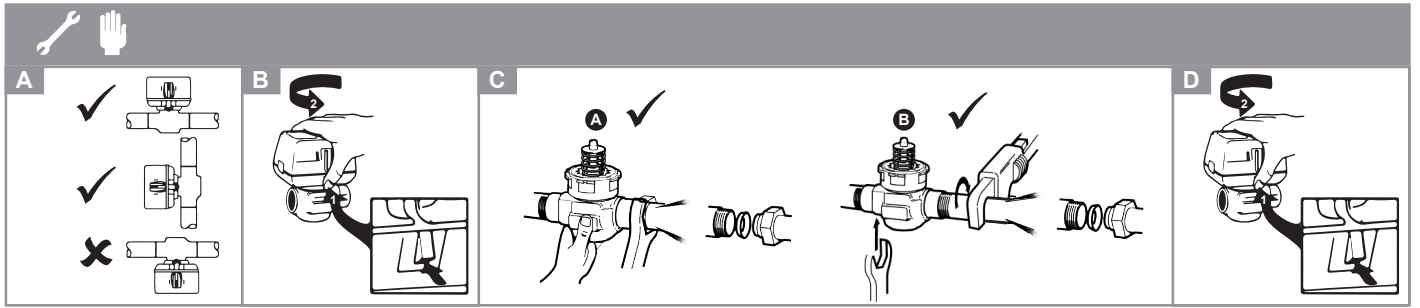
$v_1 + v_2$ kvs: AB → A $c_1=60$											kvs: AB → B	
		MA6000	ME6000		MG6000	MH6000	ML6000		MP6000	MQ6000	MS6000	MU6000
	kvs	3,2	3,2	-	6,6	6,6	6,6	-	8,5	8,5	8,5	11
				MF6000				MM6000				
	kvs			6,8				8,7				

Model	m ₁	m ₂	p ₁	
Resideo	0	0	/B	100x
			/E	20x (M) v 10x
			/U	1x

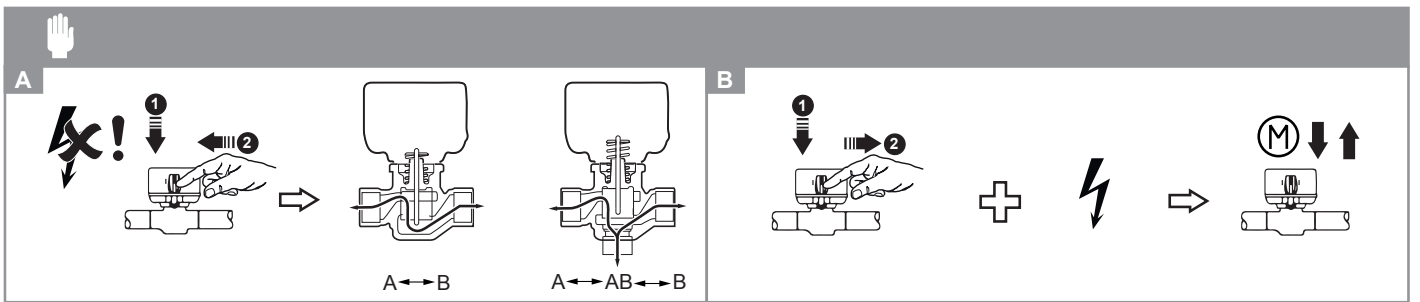
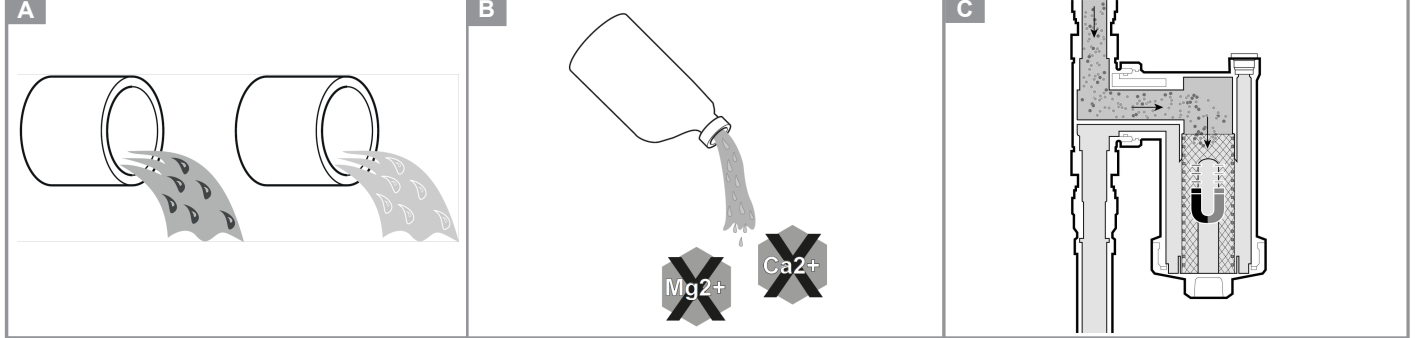
	PIN# 1	PIN# 2	PIN# 3	PIN# 4	PIN# 5	PIN# 6
IEC	OG	BU	BN	GY	WH	BK
GB	orange	blue	brown	grey	white	black
DE	orange	blau	braun	grau	weiß	schwarz
CZ	oranžová	modrá	hnědá	šedá	bilá	černá
DK	orange	blå	brun	grå	hvid	sort
ES	naranja	azul	marrón	gris	blanco	negro
FI	oranssi	sininen	ruskea	harmaa	valkoinen	musta
FR	orange	bleu	brun	gris	blanc	noir
HU	narancs	kék	barna	szürke	fehér	fekete
IT	arancione	blu	marrone	grigio	bianco	nero

	PIN# 1	PIN# 2	PIN# 3	PIN# 4	PIN# 5	PIN# 6
NL	oranje	blauw	bruin	grijs	wit	zwart
NO	oransje	blå	brun	grå	hvit	svart
PL	pomarańczowy	niebieski	brązowy	szary	biały	czarny
PT	laranja	azul	marrom	cinza	branco	preto
RO	portocaliu	albastru	maro	gri	alb	negru
RU	оранжевый	синий	коричневый	серый	белый	черный
SL	oranžna	blue	gjava	siva	bela	črna
SE	orange	blå	brun	grå	vit	svart
TR	Turuncu	Mavi	Kahverengi	Gri	Beyaz	Siyah






 VDI 2035
 BS 7593





WEEE Directive 2012/19/EU

The product (and contained batteries) should not be disposed of with other household waste. Check for the nearest authorized collection centers or authorized recyclers. The correct disposal of end-of-life equipment will help prevent potential negative consequences for the environment and human health.



FR

Cet appareil et ses accessoires se recyclent

A DÉPOSER EN MAGASIN

OU

A DÉPOSER EN DÉCHÈTERIE

Points de collecte sur www.quefairedemesdechets.fr



FROM
resideo

For more information
resideo.com

Pittway Sàrl

La Pièce 6
1180 Rolle, Switzerland

MU1H-1608 GE23-03 R0224

© 2024 Pittway Sàrl. All rights reserved.

The Honeywell Home trademark is used under license from Honeywell International, Inc. This product is manufactured by Resideo Technologies, Inc., and its affiliates.

Honeywell Home