

# PRODUCT LIST






Pricing and availability subject to change without notice.

## BUILDING ACCESS




### KNOXBOX® KLS-3200

Shipping Weight: 10 lb

| Type  | Mount Type   | Tamper Alert | Color       | Model #  |
|---|--|--------------|-------------|----------|
|  | <br>Surface | ✓            | Aluminum    | KLS-3264 |
|   |  | ✓            | Black       | KLS-3262 |
|   |  | ✓            | Dark Bronze | KLS-3266 |
|   |  |              | Aluminum    | KLS-3263 |
|   |  |              | Black       | KLS-3261 |
|   |  |              | Dark Bronze | KLS-3265 |
|   | <br>Recess  | ✓            | Aluminum    | KLS-3273 |
|   |  | ✓            | Black       | KLS-3271 |
|   |  | ✓            | Dark Bronze | KLS-3275 |
|   |  |              | Aluminum    | KLS-3272 |
|   |  |              | Black       | KLS-3270 |
|   |  |              | Dark Bronze | KLS-3274 |
| <b>KnoxBox Accessories and Options</b>  |  |              |             |          |
| Multipurpose Electrical Switch  |  |              |             | 3291     |
| Recess Mounting Kit (for new concrete or masonry construction)                    |  |              |             | 3290     |






### KNOXBOX® 3200

(MECHANICAL)  
Shipping Weight: 10 lb

| Type  | Mount Type   | Tamper Alert | Color       | Model # |
|---|--|--------------|-------------|---------|
|  | <br>Surface | ✓            | Aluminum    | 3264    |
|   |  | ✓            | Black       | 3262    |
|   |  | ✓            | Dark Bronze | 3266    |
|   |  |              | Aluminum    | 3263    |
|   |  |              | Black       | 3261    |
|   |  |              | Dark Bronze | 3265    |
|   | <br>Recess  | ✓            | Aluminum    | 3273    |
|   |  | ✓            | Black       | 3271    |
|   |  | ✓            | Dark Bronze | 3275    |
|   |  |              | Aluminum    | 3272    |
|   |  |              | Black       | 3270    |
|   |  |              | Dark Bronze | 3274    |
| <b>KnoxBox Accessories and Options</b>  |  |              |             |         |
| Multipurpose Electrical Switch  |  |              |             | 3291    |
| Recess Mounting Kit (for new concrete or masonry construction)                    |  |              |             | 3290    |

### KNOXVAULT® KLS-4400

Shipping Weight: 29 lb

| Lock Type   | Mount Type   | Tamper Alert | Color       | Model #   |
|---|--|--------------|-------------|-----------|
|  | <br>Surface | ✓            | Aluminum    | KLS-4410  |
|   |  | ✓            | Black       | KLS-4402  |
|   |  | ✓            | Dark Bronze | KLS-4414  |
|   |  |              | Aluminum    | KLS-4409  |
|   |  |              | Black       | KLS-4401  |
|   |  |              | Dark Bronze | KLS-4413  |
|   | <br>Recess  | ✓            | Aluminum    | KLS-4440  |
|   |  | ✓            | Black       | KLS-4431  |
|   |  | ✓            | Dark Bronze | KLS-4444  |
|   |  |              | Aluminum    | KLS-4439  |
|   |  |              | Black       | KLS-4430  |
|   |  |              | Dark Bronze | KLS-4443  |
|  | <br>Surface | ✓            | Aluminum    | KLS-4412M |
|   |  | ✓            | Black       | KLS-4404M |
|   |  | ✓            | Dark Bronze | KLS-4416M |
|   |  |              | Aluminum    | KLS-4411M |
|   |  |              | Black       | KLS-4403M |
|   |  |              | Dark Bronze | KLS-4415M |
|   | <br>Recess  | ✓            | Aluminum    | KLS-4442M |
|   |  | ✓            | Black       | KLS-4433M |
|   |  | ✓            | Dark Bronze | KLS-4446M |
|   |  |              | Aluminum    | KLS-4441M |
|   |  |              | Black       | KLS-4432M |
|   |  |              | Dark Bronze | KLS-4445M |
| <b>KnoxVault Accessories and Options</b>  |  |              |             |           |
| Knox FDC Wrench/Card Holder   |  |              |             | 4472      |
| Multipurpose Electrical Switch  |  |              |             | 4471      |
| Recess Mounting Kit (for new concrete or masonry construction)                      |  |              |             | 4470      |

### KNOXVAULT® 4400

(MECHANICAL)  
Shipping Weight: 29 lb

| Lock Type   | Mount Type   | Tamper Alert | Color       | Model # |
|---|--|--------------|-------------|---------|
|  | <br>Surface | ✓            | Aluminum    | 4410    |
|   |  | ✓            | Black       | 4402    |
|   |  | ✓            | Dark Bronze | 4414    |
|   |  |              | Aluminum    | 4409    |
|   |  |              | Black       | 4401    |
|   |  |              | Dark Bronze | 4413    |
|   | <br>Recess  | ✓            | Aluminum    | 4440    |
|   |  | ✓            | Black       | 4431    |
|   |  | ✓            | Dark Bronze | 4444    |
|   |  |              | Aluminum    | 4439    |
|   |  |              | Black       | 4430    |
|   |  |              | Dark Bronze | 4443    |
|  | <br>Surface | ✓            | Aluminum    | 4412    |
|   |  | ✓            | Black       | 4404    |
|   |  | ✓            | Dark Bronze | 4416    |
|   |  |              | Aluminum    | 4411    |
|   |  |              | Black       | 4403    |
|   |  |              | Dark Bronze | 4415    |
|   | <br>Recess  | ✓            | Aluminum    | 4442    |
|   |  | ✓            | Black       | 4433    |
|   |  | ✓            | Dark Bronze | 4446    |
|   |  |              | Aluminum    | 4441    |
|   |  |              | Black       | 4432    |
|   |  |              | Dark Bronze | 4445    |
| <b>KnoxVault Accessories and Options</b>  |  |              |             |         |
| Knox FDC Wrench/Card Holder   |  |              |             | 4472    |
| Multipurpose Electrical Switch  |  |              |             | 4471    |
| Recess Mounting Kit (for new concrete or masonry construction)                      |  |              |             | 4470    |




Ready to Buy? Call us at: **877.441.8769**

**TROYLFS.COM**

# FDC PROTECTION

## KNOX FDC LOCK™

Shipping Weight: 1.5": 2 lb / 2.5": 4 lb


| Type  | Model # |
|---|---------|
|  2.5" Male Locking Cap with Swivel-Guard™ Enhanced Protection, stainless steel | Varies  |
|  2.5" Male Locking Cap, stainless steel  | Varies  |
|  1.5" NH Male Locking Cap, stainless steel                                     | Varies  |

## KNOX STORZ LOCK™ KITS

Shipping Weight: 16 lb

| Adapter Type  | Adapter Size                   | Face Type  | Model # |
|---|--------------------------------|------------|---------|
|  | 5" Storz x 6" NPT Female Rigid | Gasket     | 5046    |
|   |                                | Metal Face | 5047    |
|   | 5" Storz x 4" NPT Female Rigid | Gasket     | 5042    |
|   |                                | Metal Face | 5043    |
|   | 4" Storz x 4" NPT Female Rigid | Gasket     | 5022    |
|   |                                | Metal Face | 5023    |
|  | 5" Storz x 6" NPT Female Rigid | Gasket     | 5044    |
|   |                                | Metal Face | 5045    |
|   | 5" Storz x 4" NPT Female Rigid | Gasket     | 5040    |
|   |                                | Metal Face | 5041    |
|   | 4" Storz x 4" NPT Female Rigid | Gasket     | 5020    |
|   |                                | Metal Face | 5021    |
| Hydrant Steamer Kit - 5" Storz to 4.5" NH Metal Face                              |                                |            | 5049    |

## KNOX FDC WRENCH™

| Type   |
|--|
|  FDC Wrench |

# INTERIOR ACCESS



## KNOX KLS ELEVATOR BOX™

Shipping Weight: 14 lb

| Type  | Color       | Model #  |
|---|-------------|----------|
|  | Aluminum    | KLS-1433 |
|   | Dark Bronze | KLS-1437 |
|   | Red         | KLS-1403 |
| <b>Elevator Box Accessories and Options</b>   |             |          |
| 13 Hook Expansion Panel   | Red         | 1446     |
|   | Aluminum    | 1447     |
|   | Dark Bronze | 1448     |
| Tamper detection switch (Normally Open) for door or rear                            |             | 90077    |


## KNOX STORZ LOCK™

Shipping Weight: 4": 6 lb / 5": 9 lb

| Type  | Model # |
|---|---------|
|  5" Locking Cap - Dark, Hard Anodized Aluminum | 5002    |
|  4" Locking Cap - Dark, Hard Anodized Aluminum | 5001    |



## KNOX STANDPIPE LOCK™

Shipping Weight: 8 lb

| Type  | Model # |
|---|---------|
|  2.5" NH Female Locking Cap, stainless steel exterior with solid brass threads | Varies  |

## KNOX STORZ LOCK™ ADAPTERS ONLY


Shipping Weight: 8 lb

| Adapter Type  | Adapter Size                   | Face Type  | Model # |
|---|--------------------------------|------------|---------|
|    | 5" Storz x 6" NPT Female Rigid | Gasket     | 5086    |
|   |                                | Metal Face | 5087    |
|   | 5" Storz x 4" NPT Female Rigid | Gasket     | 5082    |
|   |                                | Metal Face | 5083    |
|   | 4" Storz x 4" NPT Female Rigid | Gasket     | 5062    |
|   |                                | Metal Face | 5063    |
|  | 5" Storz x 6" NPT Female Rigid | Gasket     | 5084    |
|   |                                | Metal Face | 5085    |
|   | 5" Storz x 4" NPT Female Rigid | Gasket     | 5080    |
|   |                                | Metal Face | 5081    |
|   | 4" Storz x 4" NPT Female Rigid | Gasket     | 5060    |
|   |                                | Metal Face | 5061    |
| Hydrant Steamer Adapter - 5" Storz to 4.5" NH Metal Face                            |                                |            | 5089    |

## KNOX ELEVATOR BOX™

(MECHANICAL)

Shipping Weight: 14 lb

| Type  | Tamper Alert | Color       | Model # |
|---|--------------|-------------|---------|
| <br>(Models #1442, #1441) | ✓            | Aluminum    | 1434    |
|   | ✓            | Dark Bronze | 1438    |
|   | ✓            | Red         | 1404    |
|   | ✓            | Red         | 1442*   |
|   |              | Aluminum    | 1433    |
|   |              | Dark Bronze | 1437    |
|   |              | Red         | 1403    |
|   |              | Red         | 1441*   |

\*Label: "For Fire Department Use Only - Elevator Keys" per NFPA 111.3.6.3.1.2 (2012)

| Elevator Box Accessories/Options                                |
|---|
| Expansion panels for increased capacity are quoted upon request |

# PERIMETER ACCESS

## KNOX KLS PADLOCK™

Shipping Weight: 2 lb




| Type   | Model #         |
|--|-----------------|
|  <b>All Weather Padlock – Shrouded Shackle</b><br>ASTM Grade 6 stainless steel shackle 1-1/8" high x 7/16" diameter, outdoor/indoor use | <b>KLS-3784</b> |
|  <b>All-Weather Padlock – Short Shackle</b><br>ASTM Grade 6 stainless steel shackle 1-1/8" high x 7/16" diameter, outdoor/indoor use    | <b>KLS-3783</b> |
|  <b>All-Weather Padlock – Standard Shackle</b><br>ASTM Grade 6 stainless steel shackle 2-3/8" high x 7/16" diameter, outdoor/indoor use | <b>KLS-3782</b> |
|  <b>All-Weather Padlock – Long Shackle</b><br>ASTM Grade 6 stainless steel shackle 3 -7/8" high x 7/16" diameter, outdoor/indoor use    | <b>KLS-3781</b> |

### PADLOCK CROSS REFERENCE INFORMATION

| Padlock Type         | If You Have Knox Padlock Model | Use Padlock Model  |
|----------------------|--------------------------------|--|
| Medium Shackle       | 3770<br>3771                   | <b>3782</b> – 2-3/8" shackle<br>Ensure hasp can accommodate thicker shackle when replacing 3771, which has a 5/16" shackle |
| All Weather Shrouded | 3772                           | <b>3784</b> – 1-1/8" shackle   |
| Short Shackle        | 3774                           | <b>3783</b> – 1-1/8" shackle<br>Ensure hasp can accommodate thicker shackle when replacing 3774, which has a 5/16" shackle |



## KNOX GATE & KEY SWITCH™

(MECHANICAL)  
Shipping Weight: 1 lb

| Type (includes stainless steel dust cover)   | Model #     |
|--|-------------|
|  <b>Double Key Switch on Mounting Plate</b> | <b>3503</b> |
|  <b>Key Switch on Mounting Plate</b>        | <b>3502</b> |
|  <b>Key Switch</b>                          | <b>3501</b> |

## KNOX KLS REMOTE POWER BOX™

Shipping Weight: 35 lb

| Lock Type   | Mount Type | Tamper Alert | Model #          |
|---|------------|--------------|------------------|
|  | Surface    | ✓            | <b>KLS-4506</b>  |
|   |            |              | <b>KLS-4505</b>  |
|   | Recess     | ✓            | <b>KLS-4535</b>  |
|   |            |              | <b>KLS-4534</b>  |
|  | Surface    | ✓            | <b>KLS-4508M</b> |
|   |            |              | <b>KLS-4507M</b> |
|   | Recess     | ✓            | <b>KLS-4537M</b> |
|   |            |              | <b>KLS-4536M</b> |



## KNOX PADLOCK™

(MECHANICAL)  
Shipping Weight: 2 lb

| Type   | Model #     |
|--|-------------|
|  <b>Exterior Use, Shrouded - All Weather Conditions</b><br>1-1/8" H shackle clearance, 7/16" diameter stainless steel shackle | <b>3784</b> |
|  <b>Exterior Use - All Weather Conditions</b><br>1-1/4" H shackle clearance, 7/16" diameter stainless steel shackle           | <b>3783</b> |
|  <b>Exterior Use - All Weather Conditions</b><br>2-3/8" H shackle clearance, 7/16" diameter stainless steel shackle           | <b>3782</b> |
|  <b>Exterior Use - All Weather Conditions</b><br>3-7/8" H shackle clearance, 7/16" diameter stainless steel shackle           | <b>3781</b> |
|  <b>Interior Use - Light Duty</b><br>1-1/8" H shackle clearance, 5/16" diameter stainless steel shackle                       | <b>3774</b> |
|  <b>Interior Use - Light Duty</b><br>2-3/8" H shackle clearance, 5/16" diameter stainless steel shackle                       | <b>3771</b> |

## KNOXBOX® 3200 FOR GATES



Shipping Weight: 10 lb

| Mount Type | Type  | Color | Model #  |
|------------|---|-------|--|
| Surface    |  KnoxBox™, 3200 with eLock and multi-use switch for gate operation | Black | <b>KLS-3261MUG</b>   |
| Surface    |   |       |  KnoxLock™, 3200 with mechanical lock and multi-use |

\*Available in additional colors or configurations by ordering the desired 3200 model and a 3291 multi-use switch

## KNOX REMOTE POWER BOX™

(MECHANICAL)  
Shipping Weight: 35 lb



| Lock Type   | Mount Type | Tamper Alert | Model #     |
|---|------------|--------------|-------------|
|  | Surface    | ✓            | <b>4506</b> |
|   |            |              | <b>4505</b> |
|   | Recess     | ✓            | <b>4535</b> |
|   |            |              | <b>4534</b> |
|  | Surface    | ✓            | <b>4508</b> |
|   |            |              | <b>4507</b> |
|   | Recess     | ✓            | <b>4537</b> |
|   |            |              | <b>4536</b> |

# RESIDENTIAL ACCESS NOT suitable for Commercial Use

## KNOX KLS HOMEBOX™

Knox HomeBox - Shipping and handling included



Shipping Weight: 3.2 lb

| Type  | Mount Type        | Color         | Model #    |
|---|-------------------|---------------|------------|
| <b>WALL MOUNT</b><br>  | Faceted Backplate | Antique White | KLS-1501B1 |
|   | Standard          | Antique White | KLS-1501   |
| <b>DOOR HANGER</b><br> | Security Door     | Antique White | KLS-1501SH |
|   | Standard Door     | Antique White | KLS-1501DH |

## KNOX HOMEBOX™ (MECHANICAL)

Knox HomeBox - Shipping and handling included




Shipping Weight: 3.2 lb

| Type  | Mount Type        | Color         | Model # |
|---|-------------------|---------------|---------|
| <b>WALL MOUNT</b><br>  | Faceted Backplate | Antique White | 1501B1  |
|   | Standard          | Antique White | 1501    |
| <b>DOOR HANGER</b><br> | Security Door     | Antique White | 1501SH  |
|   | Standard Door     | Antique White | 1501DH  |

## KNOX KLS RESIDENTIAL BOX™

Knox Residential Box - Shipping and handling not included




Shipping Weight: 7 lb

| Type  | Mount Type   | Tamper Alert | Color       | Model #  |
|---|--|--------------|-------------|----------|
| <b>HINGED DOOR</b><br> | <b>Surface</b><br>      | ✓            | Aluminum    | KLS-1662 |
|   |  | ✓            | Black       | KLS-1660 |
|   |  | ✓            | Dark Bronze | KLS-1664 |
|   | <b>Door Hanger</b><br> | Aluminum     | KLS-1661    |          |
|   |  | Black        | KLS-1658    |          |
|   |  | Dark Bronze  | KLS-1663    |          |
|   |  | Aluminum     | KLS-1667    |          |
|   |  | Black        | KLS-1659    |          |
|   |  | Dark Bronze  | KLS-1669    |          |

## KNOX RESIDENTIAL BOX™ (MECHANICAL)

Knox Residential Box - Shipping and handling not included

Shipping Weight: 7 lb

| Type  | Mount Type   | Tamper Alert | Color       | Model # |
|---|--|--------------|-------------|---------|
| <b>HINGED DOOR</b><br> | <b>Surface</b><br>      | ✓            | Aluminum    | 1662    |
|   |  | ✓            | Black       | 1660    |
|   |  | ✓            | Dark Bronze | 1664    |
|   | <b>Door Hanger</b><br> | Aluminum     | 1661        |         |
|   |  | Black        | 1658        |         |
|   |  | Dark Bronze  | 1663        |         |
|   |  | Aluminum     | 1667        |         |
|   |  | Black        | 1659        |         |
|   |  | Dark Bronze  | 1669        |         |