



FIREX®



10-YEAR SMOKE ALARM

ITEM 21033087 | MODEL SMAC10YFEX

Hardwired + 10-Year Backup Battery



Images are representative only. Actual product may vary slightly.

Description

When you're on the job, there's no room for uncertainty. Built for pros, the FireX Smoke Alarm (model SMAC10YFEX) delivers dependable, code-compliant detection — backed by North America's #1 home fire safety brand.*

This advanced photoelectric sensor alarm meets UL 217 10th Edition standards. You'll also find key features both you and your customers will appreciate, like a sealed 10-year lithium backup battery,¹ self-testing capability, event memory and universal mounting for streamlined installs.

Features & Benefits

- **Faster Detection²** – Advanced smoke chamber design for quicker, more reliable alerts
- **Reduced Nuisance Alarms** – Intelligent algorithms help distinguish real threats from false alarms
- **Fire Event Locator Memory** – Signals recent event with LED flash every 15 seconds
- **Self-Testing Diagnostics** – Monitors key functions for consistent, lasting performance
- **Heat & Humidity Protection** – Conformal coating protects against oxidation, corrosion and environmental conditions
- **5-Inch Universal Mounting Bracket** – Streamlines installation and replacement
- **Preinstalled Dust Cover** – Rigid plastic cover shields alarm from construction dust and debris
- **Durable, Fire-Resistant Housing** – Built-to-last with screw-secured plastic construction that resists yellowing and aging
- **10-Year Sealed Battery¹** – No battery replacements or chirps

Ordering Information

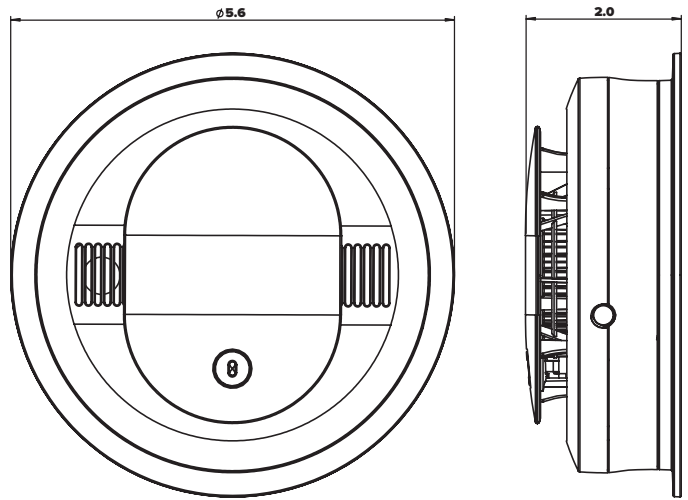
Ordering Number	UPC	GTIN	Pack	Case Dimensions (D x W x H in)	Case Weight (lbs)	Pallet
21033087	047871330874	10047871330871	6 / case	15 x 6.3 x 6.06	~ 6	108

*Based on total household installations as of December 2023. ¹ 10-year limited warranty on alarm. Not a battery performance claim. ² 29% faster average smoke detection based on internal testing of smoldering wood fires for Kidde 9th Edition vs. leading competitor 8th Edition products.

Model Specifications

Alarm Indications	Smoke Alarm: Temporal-3, ≥85 dB @10 ft
	Red LED = In sync with alarm pattern
	Amber LED = Fault/Error/EOL
	Green = Power
	Event Recall: Red LED every 15 sec (24 hrs)
	Clean Me: 3 chirps + 1 blink (dust)
Power & Battery	Primary: 120V AC, 60 Hz
	Backup: 10-year sealed lithium battery
	Maintenance-free (no replacement parts)
	UL 217 10th Endurance: ≥7 days standby + 4 min alarm
Functional Features	Test/Hush Button (simulates smoke)
	Hush™ (8 min)
	Alarm Auto Reset After Hushing
	Tamper-Resistant AC Quick Connector
Compliance & Listings	UL 217, 10th Edition (Smoke)
	NFPA 72 (2025)
	NFPA 101
	ICC/IBC aligned
	CSFM Listed
	Meets HUD/FHA standards
Architectural / Engineering	Housing: Flame-retardant thermoplastic (UL 94)
	3 LED indicators
	≥85 dB
	Meets UL 217 10th, NFPA 72 (2025), NFPA 101, FHA, HUD
Technical	Model: SMAC10YFEX
	Sensors: Photoelectric
	Temp: 40–100 °F
	Humidity: ≤95% RH, non-condensing
	Dimensions: 5.67" box / 5" out
	Weight: ~0.9 lb
	Wiring: Quick-connect harness
Interconnect: Up to 24 Kidde devices	
Warranty	10-Year Limited (includes sealed battery)
Bilingual User Guides	English / Spanish

Product Dimension (in)



Installation of Alarm³

The alarm can be installed on any standard single-gang electrical box, up to a 4" octagon junction box. See User Guide for more location information and additional instructions.

The alarm should be installed to comply with all local codes having jurisdiction in your area, Article 760 of the National Electric Code, and NFPA 72. Make certain all alarms are wired to a single, continuous (non-switched) power line, which is not protected by a ground fault interrupter. A maximum of 1000 ft of wire can be used in the interconnect system. Use standard UL listed household wire (18 gauge or larger as required by local codes).

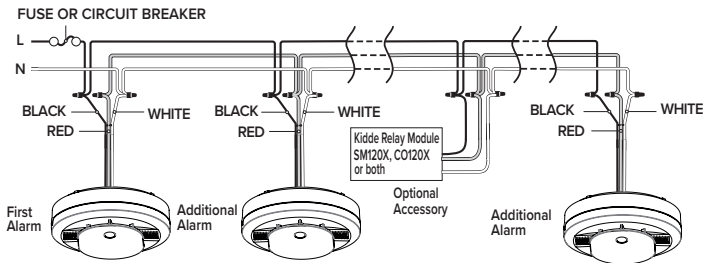
A maximum of 24 Kidde devices can be interconnected in a multiple station arrangement (see chart below for models). The interconnect system must not exceed the NFPA (National Fire Protection Association) limit of 18 initiating devices, of which 12 can be smoke alarms. With 18 initiating devices (smoke, heat, CO, etc.) interconnected, it is still possible to interconnect 6 strobe lights and/or relay modules.

This model meets the latest residential smoke alarm standards, which includes enhanced resistance to nuisance alarms from cooking. Industry experts recommend that both ionization and photoelectric smoke alarms be installed to help ensure optimal detection of the various types of fires that can occur within the home. Ionization sensing alarms may detect invisible fire particles (associated with fast flaming fires) sooner than photoelectric alarms. Photoelectric sensing alarms may detect visible fire particles (associated with slow smoldering fires) sooner than ionization alarms. Industry experts recommend specific locations for smoke alarms, such as every level and sleeping area of the dwelling. The alarm can be installed on the surface of any wall or ceiling following the UL/NFPA/Manufacturer's recommended placement guidelines.

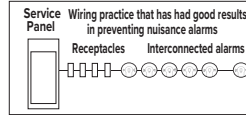
³ For technical information only. Not for installation use. See User Guide for installation and safety information.

Installation of Alarm³ (Continued)

Interconnect Wiring Diagram³



Wires on alarm harness: Connected to:
 Black: Hot side of AC line
 White: Neutral side of AC line
 Red: Interconnect lines (red wires) of other units in the multiple station setup



▲ WARNING: Failure to properly connect AC power and install batteries in the correct orientation, or failure to activate the 10-yr sealed battery, will prevent proper operation of this alarm and will prevent its response to fire hazards.

The following Kidde models can be interconnected using the standard AC wiring interconnect. (Refer to each model's User Guide for visual and audible indicators.)

Models which provide both remote smoke and CO alarms	20SA10, 20SA10-V, 20SAR, 20SAR-W, 3050-VAS10-A, 3050-VASC10-A, 30CUA10, 30CUA10-V, 30CUAR, 30CUAR-V, 30CUAR-W, 900-CUAR, 900-CUAR-V, i12010S, i12010SCO, KN-COB-IC, KN-COPE-I, KN-COSM-I, KN-COSM-IB, KN-COSM-IBA, KN-SMFM-I, P4010ACLEDs, P4010ACLEDs-2, P4010ACLEDSCO, P4010ACLEDSCO-2, P4010ACS, P4010ACSAQ-WF, P4010ACSCO, P4010ACSCOQ-WF, P4010ACSCO-W, P4010ACSCO-WF, P4010ACS-W, P4010ACS-WF, P4010LACS-W, RF-SM-ACDC, RGCUAR-RW, RGSAR-RW, SMACFEX, SMAC10YFEX, CUAFEX, CUAFEX-V, CUAC10YFEX, CUAC10YFEX-V
Models which provide remote smoke alarms, but not remote CO alarms	HD135F, i12020, i12020A, i12040, i12040A, i12060, i12060A, i12080, i12080A, i4618A, i4618AC, P12040, PE120, Pi2000, Pi2010
Models which provide both remote smoke and CO alarms with a strobe light and no audible notification	SL177i, SLED177i
Relay modules	SM120X relay module will only activate from interconnect smoke signal. CO120X relay module will only activate from interconnect CO signal.

Alarm Warnings – Featuring multi-color LEDs

- **Fire:** The red LED will flash in sync with the alarm pattern (3 long beeps). The alarm will repeat this pattern until the unit is reset or smoke is eliminated.
- **End of Unit Life:** Two chirps and amber LED flashes per minute.
- **Alarm Memory:** Alerts a user if smoke has been detected in the last 24 hours. If smoke has been detected, the red LED blinks every 15 sec.

Pro Notes / Maintenance

- Clean only with compressed air/vacuum & dry cloth – no water or cleaners
- Keep 3 ft from ducts, fans and lights
- **Troubleshooting Nuisance Alarms**
 1. **Hush** – Press Hush/Test to silence the alarm
 2. **Clean** – Clear alarm openings using compressed air or vacuum
 3. **Test** – After cleaning, press Hush/Test to retry alarm
 4. **Call** – If issue persists, call Kidde Pro Support

Keep the installed dust cover on until at least 24 hours after all construction has been completed (drywall, painting, varnishing, mounting plate install, etc.). Retain the dust cover and reinstall it to protect the alarm during future construction projects. Construction dust and chemicals can cause contamination and false alarms.



▲ WARNING: Dust cover must be removed for alarm to operate.

Images are representative only. Actual product may vary slightly.

THE RIGHT SUPPORT, RIGHT WHEN YOU NEED IT.

Get the answers you're looking for, with a dedicated customer service line for pros. Call **Kidde Pro Support** at **1-888-422-6402**.