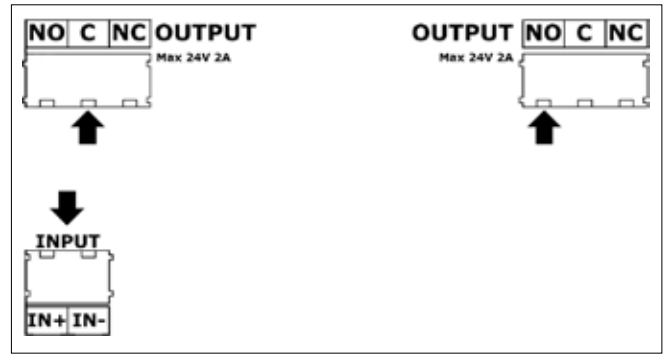




Interface

The Interface has two auxiliary relay outputs and one auxiliary input. These allow the WES3 system to be expanded to interact with external devices.

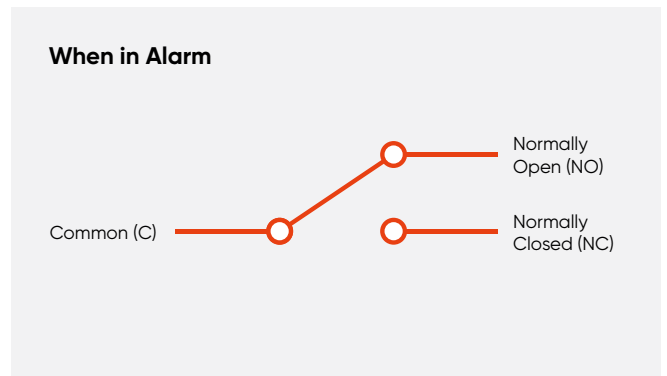
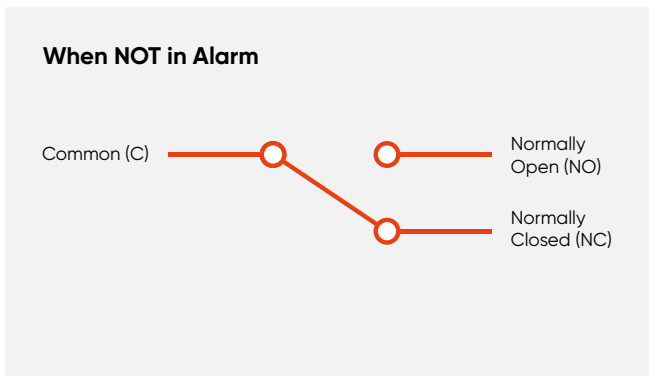
Connections to third-party devices (both inbound and outbound) are unmonitored. Where remote monitoring is required, such as the connection of automatic or manual fire detection devices and active fire protection systems such as sprinklers, gas suppression systems etc. additional measures may be required.



Cable disconnection or damage could result in the alarm not activating when required without any fault or warning indication. The cable length of connected devices must be no more than 50m length.

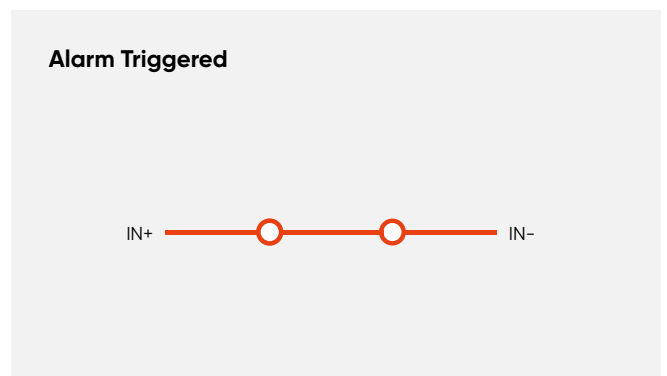
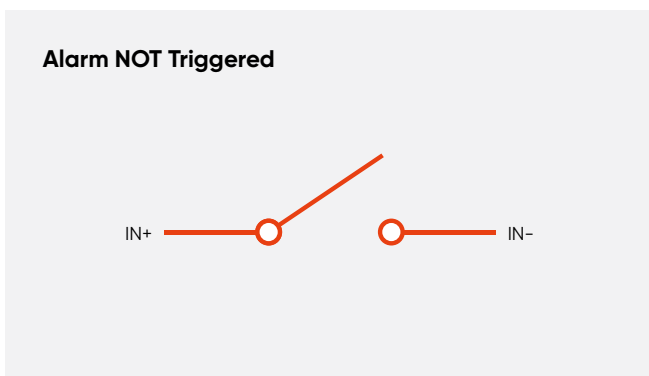
Output

The outputs are rated for 24V at up to 2A maximum.



Input

The input requires a "volt free" contact from a relay and should not be connected to power.



Model Numbers: W3-INF-I2O-N-9X

Device Parameters

Operating temperature:	-10°C to +55°C
Humidity:	Relative Humidity >95% non-condensing (25°C to 55°C)

Supply Parameters

Operating voltage range:	4.4–6.4V from internal battery
Power:	770µW average
Current consumption:	150µW average
Battery type:	Alkaline primary cells, 23Ah

RF Parameters

Operating frequency:	916.5MHz
Transmit power:	25mW max
Duty cycle:	<1%
Compatible with:	Other WES3 units
Protocol:	Proprietary

Interface Installation (Best Practice)

1. Install Interface in the desired location.
2. Make the connections inside the interface with the Interface turned off.
3. Turn on the interface (A+B+B) and pair the unit to the base station.
4. Test the Interface is paired into the network by performing a 'System test' from the base station and by triggering the interface external tamper.
5. Test any input or output connected devices to ensure correct operation.

Note: For an in-depth installation guide for your **WES3 Interface** which includes the **Standard, Water, Maintenance and Medical** variants please refer to the '**WES3 Interface Manual**'.

The WES3 Interface Manual and Installation Guide can be found here: www.ramtechglobal.com/wessupport/qsg/ or alternatively **scan the QR code below**.

